

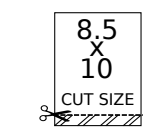
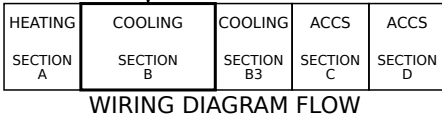
- NOTES**
- 1 RT6 REMOTE MOUNT WIRING
 - 2 MOVE WIRES FROM 240 TO 208 TAP ON TRANSFORMER FOR 208 VOLT APPLICATIONS
 - 3 P-VOLT UNITS - CONNECT T43-C TO K1-L2
 - 4 W/O HUMIDITROL, W/O PHASE DETECTION - T1 CONNECTED TO J/P395-1,2,3,4
 - 5 PHASE DETECTION - T1 CONNECTED TO J/P395-1,2, T43 CONNECTED TO J/P395-3,4
 - 6 HUMIDITROL - T1 CONNECTED TO J/P395-1,2, T43 CONNECTED TO J/P395-3,4 & J/P394-2,5, L14 CONNECTED TO J/P394-1,4
 - 7 FOR MODULATING GAS HEAT UNIT ONLY, REFER TO RT6 AS SHOWN IN THE HEATING WIRING DIAGRAM (A-SECTION)

KEY LIST		
LOCATION	COMPONENT	DESCRIPTION
AA01,02,03	A55	CONTROL BOARD, MAIN
BB07,CC08	B1	COMPRESSOR 1
GG01,EE05	B3	MOTOR, BLOWER
GG02,DD06	B4	MOTOR, OUTDOOR FAN 1
HH06	B10	MOTOR, EXHAUST FAN 1
CC08	C5	CAPACITOR, COMPRESSOR
HH06	C6	CAPACITOR, EXHAUST FAN 1
CC08	C7	CAPACITOR, COMPRESSOR HARD START
BB07	HR1	HEATER, COMPRESSOR 1
BB04,05,06	K1	CONTACTOR, COMPRESSOR 1
DD08	K31	RELAY, HARD START KIT
HH04,05	K65	RELAY, EXHAUST FAN 1
BB04,05	K191	RELAY, CRANKCASE HEATER 1
FF04	L14	VALVE, SOLENOID, REHEAT COIL 1
CC04	L34	VALVE, SOLENOID, 2 STG COMPRESSOR
EE01	RT6	SENSOR, A55 DISCHARGE (IMC)
CC01	RT17	SENSOR, OUTSIDE AIR TEMP
EE02	RT46	SENSOR, SAT. SUCT TEMP., COMP 1
CC02	RT48	SENSOR, SAT. LIQUID TEMP., COMP 1
AA01	S4	LIMIT, HI PRESS. SWITCH, COMP 1
AA01	S87	SWITCH, LOW PRESS., COMP 1
DD04	T1	TRANSFORMER, CONTROL
EE04	T43	TRANSFORMER, REHEAT

← DENOTES OPTIONAL COMPONENTS AND WIRING

WARNING
DISCONNECT ALL POWER BEFORE SERVICING.
ELECTRIC SHOCK HAZARD, CAN CAUSE INJURY OR DEATH. UNIT MUST BE GROUNDED IN ACCORDANCE WITH NATIONAL AND LOCAL CODES.
FOR USE WITH COPPER CONDUCTORS ONLY. REFER TO UNIT RATING PLATE FOR MINIMUM CIRCUIT AMPACITY AND MAXIMUM OVERCURRENT PROTECTION SIZE.
IF ANY WIRE IN THIS APPLIANCE IS REPLACED, IT MUST BE REPLACED WITH WIRE OF LIKE SIZE, RATING AND INSULATION THICKNESS.

10 Model: LGT, LCT 036H - 072H P, Y VOLT
COOLING - ECM BLOWER WITHOUT HIGHER SCCR
Voltage: 208-240V/1~/60Hz(P), 208-240V/3~/60Hz(Y)
Supersedes: N/A Form No: 538184-01 Rev: 4



REV	EC NO.	DATE	BY	APVD	REVISION NOTE
--	CN-008852	06/01/2022	AXL	AAH	ORIGINATED AT PD&R CARROLLTON, TX
003	CN-014014F	1/6/2026	ZN	AHW	A) CLEANED UP WIRES TO GAS SECTION (A-SECT)
004	CN-013731A	3/3/2026	ZN	MHT	A) ADDED NOTE 7 FOR MODULATING GAS HEAT



538184-01

01

02

03

04

05

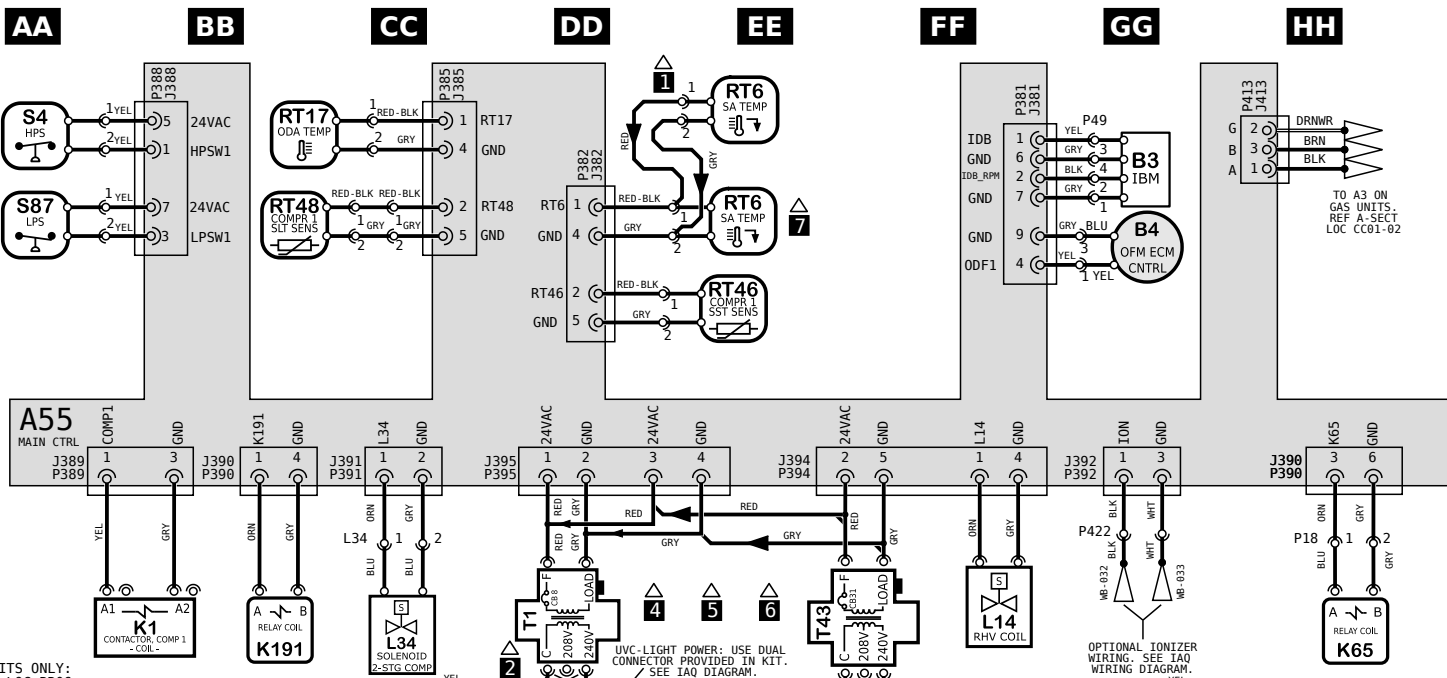
06

07

08

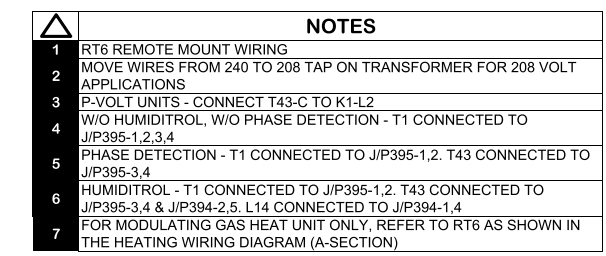
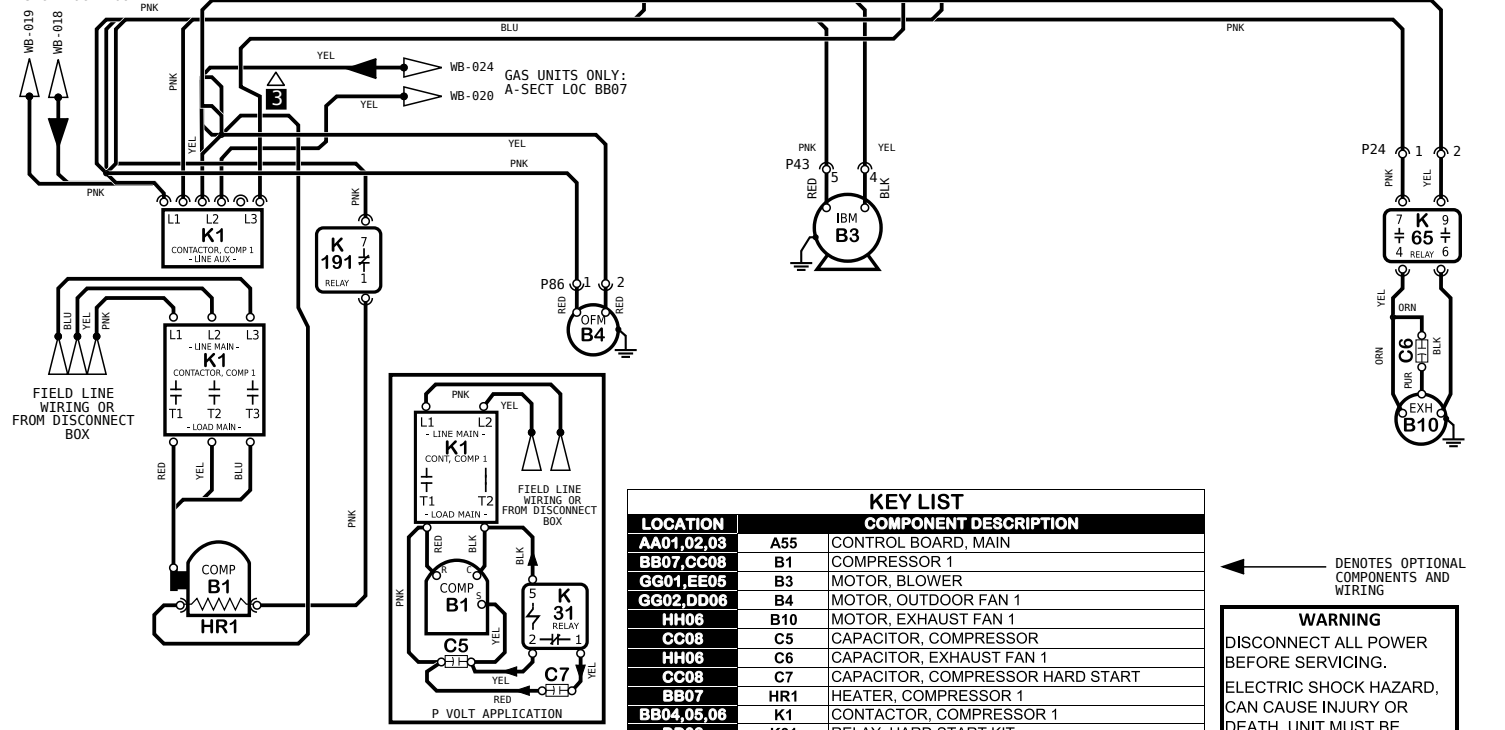
09

10



GAS UNITS ONLY:
A-SECT LOC BB06

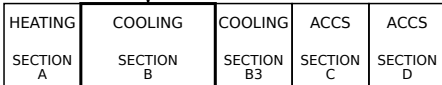
GAS UNITS ONLY:
A-SECT LOC BB07



KEY LIST		
LOCATION	COMPONENT	DESCRIPTION
AA01,02,03	A55	CONTROL BOARD, MAIN
BB07,CC08	B1	COMPRESSOR 1
GG01,EE05	B3	MOTOR, BLOWER
GG02,DD06	B4	MOTOR, OUTDOOR FAN 1
HH06	B10	MOTOR, EXHAUST FAN 1
CC08	C5	CAPACITOR, COMPRESSOR
HH06	C6	CAPACITOR, EXHAUST FAN 1
CC08	C7	CAPACITOR, COMPRESSOR HARD START
BB07	HR1	HEATER, COMPRESSOR 1
BB04,05,06	K1	CONTACTOR, COMPRESSOR 1
DD08	K31	RELAY, HARD START KIT
HH04,05	K65	RELAY, EXHAUST FAN 1
BB04,05	K191	RELAY, CRANKCASE HEATER 1
FF04	L14	VALVE, SOLENOID, REHEAT COIL 1
CC04	L34	VALVE, SOLENOID, 2 STG COMPRESSOR
EE01	RT6	SENSOR, A55 DISCHARGE (IMC)
CC01	RT17	SENSOR, OUTSIDE AIR TEMP
EE02	RT46	SENSOR, SAT. SUCT TEMP., COMP 1
CC02	RT48	SENSOR, SAT. LIQUID TEMP., COMP 1
AA01	S4	LIMIT, HI PRESS. SWITCH, COMP 1
AA01	S87	SWITCH, LOW PRESS., COMP 1
DD04	T1	TRANSFORMER, CONTROL
EE04	T43	TRANSFORMER, REHEAT

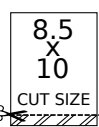
← DENOTES OPTIONAL COMPONENTS AND WIRING

WARNING
DISCONNECT ALL POWER BEFORE SERVICING.
ELECTRIC SHOCK HAZARD, CAN CAUSE INJURY OR DEATH. UNIT MUST BE GROUNDED IN ACCORDANCE WITH NATIONAL AND LOCAL CODES.
FOR USE WITH COPPER CONDUCTORS ONLY. REFER TO UNIT RATING PLATE FOR MINIMUM CIRCUIT AMPACITY AND MAXIMUM OVERCURRENT PROTECTION SIZE.
IF ANY WIRE IN THIS APPLIANCE IS REPLACED, IT MUST BE REPLACED WITH WIRE OF LIKE SIZE, RATING AND INSULATION THICKNESS.



WIRING DIAGRAM FLOW

Model: LGT, LCT 036H - 072H P, Y VOLT
COOLING - ECM BLOWER WITHOUT HIGHER SCCR
Voltage: 208-240V/1~/60Hz(P), 208-240V/3~/60Hz(Y)
Supersedes: N/A Form No: 538184-01 Rev: 4



REV	EC NO.	DATE	BY	APVD	REVISION NOTE
--	CN-008852	06/01/2022	AXL	AAH	ORIGINATED AT PD&R CARROLLTON, TX
003	CN-014014F	1/6/2026	ZN	AHW	A) CLEANED UP WIRES TO GAS SECTION (A-SECT)
004	CN-013731A	3/3/2026	ZN	MHT	A) ADDED NOTE 7 FOR MODULATING GAS HEAT