VOWC

One-Way Cassette Indoor Units | R-410A | 60Hz **5,000 to 24,000 Btuh**

COMMERCIAL
PRODUCT SPECIFICATIONS (EHB)



MODEL NUMBER IDENTIFICATION

V OW C 012 S 4 - 4 P

Brand/Family
V = Variable Refrigerant Flow (VRF)

Unit Type
OW = One-Way Cassette Indoor Units

Major Design Sequence
C = 3rd Generation

Nominal Cooling Capacity - Btuh
005 = 5,000 Btuh
007 = 7,000 Btuh
009 = 9,000 Btuh
012 = 12,000 Btuh
015 = 15,000 Btuh
018 = 18,000 Btuh
24 = 24,000 Btuh

Cooling Efficiency
S = High Efficiency

Refrigerant Type
4 = R-410A

Controls Protocol
4 = Phase 4

Voltage
P = 208/230V-1 phase-60hz

Form Number 211220 | December 2024
Supersedes all previous versions

CONTENTS

Specification

1 Way Cassette

Type				1Way CASSETTE	1Way CASSETTE
Model Name				VOWC005S4-4P	VOWC007S4-4P
Power Supply			Φ, #, V, Hz	1,2,208~230,60	1,2,208~230V,60
Mode			-	HP / HR	HP / HR
Performance	Capacity	Cooling	Btu/h	5,000	7,500
			US RT	0.42	0.63
		Heating	Btu/h	6,000	7,800
			US RT	0.50	0.65
Power	Power Input	Cooling	W	24.0	25.0
		Heating		24.0	25.0
	Current Input	Cooling	A	0.14	0.15
		Heating		0.14	0.15
	Current	MCA	A	0.18	0.19
		MFA		15	15
Heat exchanger	Type		-	Fin & Tube	Fin & Tube
	Material	Fin	-	Al	Al
		Tube	-	Cu	Cu
	Fin Treatment		-	Green Hydrophile	Green Hydrophile
Fan	Type		-	Crossflow Fan	Crossflow Fan
	Quantity		ea	1	1
	Air Flow Rate	H/M/L	CFM	169.51/151.86/144.79	180.11/162.45/151.86
Fan Motor	Model		-	BLDC	BLDC
	Output x n		W	27 x 1	27 x 1
Piping Connections	Liquid Pipe		Type	Flare Connection	Flare Connection
			Φ, mm	6.35	6.35
			Φ, inch	1/4	1/4
	Gas Pipe		Type	Flare Connection	Flare Connection
			Φ, mm	12.7	12.7
			Φ, inch	1/2	1/2
	Drain Pipe		Φ, mm	OD26.67	OD26.67
Wiring connections	Communication	Minimum	㎟	0.75	0.75
		Remark	-	F1, F2	F1, F2
Refrigerant	Type		-	R410A	R410A
	Electronic Expansion Valve		-	EEV INCLUDED	EEV INCLUDED
Sound	Sound Pressure	H/M/L	dB(A)	28 / 26 / 24	29 / 26 / 24
	Sound Power	Cooling		46	47
Dimension	Net Weight		kg	8.2	8.2
			lbs	18.08	18.08
	Shipping Weight		kg	10.9	10.9
			lbs	24.03	24.03
	Net Dimensions (W×H×D)		mm	740 x 135 x 360	740 x 135 x 360
			inch	29.13 x 5.31 x 14.17	29.13 x 5.31 x 14.17
	Shipping Dimensions (W×H×D)		mm	895 x 223 x 435	895 x 223 x 435
			inch	35.24 x 8.78 x 17.13	35.24 x 8.78 x 17.13

Specification

1 Way Cassette

Type			1Way CASSETTE	1Way CASSETTE
Model Name			VOWC005S4-4P	VOWC007S4-4P
Casing	Material	-	ABS	ABS
Panel	Model	-	PC1MWFMUN	PC1MWFMUN
	Type	-	Wind Free	Wind Free
	Material	-	HIPS	HIPS
	Color	-	White	White
	Net Weight	kg	2.6	2.6
		lbs	5.73	5.73
	Shipping Weight	kg	3.8	3.8
		lbs	8.38	8.38
	Net Dimensions (W×H×D)	mm	960 x 35 x 420	960 x 35 x 420
		inch	37.78 x 1.38 x 16.54	37.78 x 1.38 x 16.54
	Shipping Dimensions (W×H×D)	mm	1,003 x 112 x 482	1,003 x 112 x 482
		inch	39.49 x 4.41 x 18.98	39.49 x 4.41 x 18.98
Drain Pump		-	INCLUDED	INCLUDED
	Max. lifting Height / Displacement	mm / Liter/h	750 / 24	750 / 24

NOTE

- Specification may be subject to change without prior notice.

1) Mode : HP(Heat Pump), HR(Heat Recovery)
2) Performances are based on the following test conditions.
   - Cooling : Indoor temperature : 80°F(26.7°C) DB, 67°F(19.4°C) WB,
     Outdoor temperature : 95°F(35°C) DB, 75°F(23.9°C) WB
   - Heating : Indoor temperature : 70°F(21.1°C) DB, 60°F(15.6°C) WB,
     Outdoor temperature : 47°F(8.3°C) DB, 43°F(6.1°C) WB
   - Equivalent refrigerant pipe length 25ft(7.5m), Level differences 0ft(0m)
3) Sound pressure level is obtained in an anechoic room.
   - Sound pressure level is a relative value, depending on the distance and acoustic environment.
   - Sound pressure level may differ depending on operation condition.
   - dBA = A-weighted sound pressure level
   - Reference acoustic pressure 0 dB = 20uPa
4) Sound power level is an absolute value that a sound source generates.
   - dBA = A-weighted sound power level
   - Reference power : 1pW
   - Measured according to ISO 3741
5) These products contain R410A which is fluorinated greenhouse gas.
6) Select wire size based on the value of MCA

Specification

1 Way Cassette

Type				1Way CASSETTE	1Way CASSETTE
Model Name				VOWC009S4-4P	VOWC012S4-4P
Power Supply			Φ, #, V, Hz	1,2,208~230V,60	1,2,208~230V,60
Mode			-	HP / HR	HP / HR
Performance	Capacity	Cooling	Btu/h	9,500	12,000
			US RT	0.79	1.00
		Heating	Btu/h	10,500	13,500
			US RT	0.88	1.13
Power	Power Input	Cooling	W	45.0	50.0
		Heating		45.0	50.0
	Current Input	Cooling	A	0.23	0.25
		Heating		0.23	0.25
	Current	MCA	A	0.29	0.31
		MFA		15	15
Heat exchanger	Type		-	Fin & Tube	Fin & Tube
	Material	Fin	-	Al	Al
		Tube	-	Cu	Cu
	Fin Treatment		-	Green Hydrophile	Green Hydrophile
Fan	Type		-	Crossflow Fan	Crossflow Fan
	Quantity		ea	1	1
	Air Flow Rate	H/M/L	CFM	247.21/211.90/176.58	282.53/247.21/211.90
Fan Motor	Model		-	BLDC	BLDC
	Output x n		W	27 x 1	27 x 1
Piping Connections	Liquid Pipe		Type	Flare Connection	Flare Connection
			Φ, mm	6.35	6.35
			Φ, inch	1/4	1/4
	Gas Pipe		Type	Flare Connection	Flare Connection
			Φ, mm	12.7	12.7
			Φ, inch	1/2	1/2
	Drain Pipe		Φ, mm	OD26.67	OD26.67
Wiring connections	Communication	Minimum	㎟	0.75	0.75
		Remark	-	F1, F2	F1, F2
Refrigerant	Type		-	R410A	R410A
	Electronic Expansion Valve		-	EEV INCLUDED	EEV INCLUDED
Sound	Sound Pressure	H/M/L	dB(A)	32 / 28 / 24	37 / 33 / 30
	Sound Power	Cooling		50	55
Dimension	Net Weight		kg	9.7	9.7
			lbs	21.38	21.38
	Shipping Weight		kg	13.1	13.1
			lbs	28.88	28.88
	Net Dimensions (W×H×D)		mm	970 x 135 x 410	970 x 135 x 410
			inch	38.19 x 5.31 x 16.14	38.19 x 5.31 x 16.14
	Shipping Dimensions (W×H×D)		mm	1,173 x 231 x 487	1,173 x 231 x 487
			inch	46.18 x 9.09 x 18.82	46.18 x 9.09 x 18.82

Specification

1 Way Cassette

Type			1Way CASSETTE	1Way CASSETTE
Model Name			VOWC009S4-4P	VOWC012S4-4P
Casing	Material	-	ABS	ABS
Panel	Model	-	PC1NWFMUN	PC1NWFMUN
	Type	-	Wind Free	Wind Free
	Material	-	HIPS	HIPS
	Color	-	White	White
	Net Weight	kg	4.3	4.3
		lbs	9.48	9.48
	Shipping Weight	kg	6.3	6.3
		lbs	13.89	13.89
	Net Dimensions (W×H×D)	mm	1,198 x 35 x 500	1,198 x 35 x 500
		inch	47.17 x 1.38 x 19.69	47.17 x 1.38 x 19.69
	Shipping Dimensions (W×H×D)	mm	1,262 x 124 x 568	1,262 x 124 x 568
		inch	49.69 x 4.80 x 22.28	49.69 x 4.80 x 22.28
Drain Pump		-	INCLUDED	INCLUDED
	Max. lifting Height / Displacement	mm / Liter/h	750 / 24	750 / 24

NOTE

- Specification may be subject to change without prior notice.

1) Mode : HP(Heat Pump), HR(Heat Recovery)
2) Performances are based on the following test conditions.
   - Cooling : Indoor temperature : 80°F(26.7°C) DB, 67°F(19.4°C) WB,
     Outdoor temperature : 95°F(35°C) DB, 75°F(23.9°C) WB
   - Heating : Indoor temperature : 70°F(21.1°C) DB, 60°F(15.6°C) WB,
     Outdoor temperature : 47°F(8.3°C) DB, 43°F(6.1°C) WB
   - Equivalent refrigerant pipe length 25ft(7.5m), Level differences 0ft(0m)
3) Sound pressure level is obtained in an anechoic room.
   - Sound pressure level is a relative value, depending on the distance and acoustic environment.
   - Sound pressure level may differ depending on operation condition.
   - dBA = A-weighted sound pressure level
   - Reference acoustic pressure 0 dB = 20uPa
4) Sound power level is an absolute value that a sound source generates.
   - dBA = A-weighted sound power level
   - Reference power : 1pW
   - Measured according to ISO 3741
5) These products contain R410A which is fluorinated greenhouse gas.
6) Select wire size based on the value of MCA

Specification

1 Way Cassette

Type				1Way CASSETTE	1Way CASSETTE	1Way CASSETTE
Model Name				VOWC015S4-4P	VOWC018S4-4P	VOWC024S4-4P
Power Supply			Φ, #, V, Hz	1,2,208~230V,60	1,2,208~230V,60	1,2,208~230V,60
Mode			-	HP / HR	HP / HR	HP / HR
Performance	Capacity	Cooling	Btu/h	15,000	18,000	24,000
			US RT	1.25	1.50	2.00
		Heating	Btu/h	17,000	20,000	27,000
			US RT	1.42	1.67	2.25
Power	Power Input	Cooling	W	54.0	55.0	80.0
		Heating		54.0	55.0	80.0
	Current Input	Cooling	A	0.26	0.28	0.40
		Heating		0.26	0.28	0.40
	Current	MCA	A	0.33	0.35	0.50
		MFA		15	15	15
Heat exchanger	Type		-	Fin & Tube	Fin & Tube	Fin & Tube
	Material	Fin	-	Al	Al	Al
		Tube	-	Cu	Cu	Cu
	Fin Treatment		-	Green Hydrophile	Green Hydrophile	Green Hydrophile
Fan	Type		-	Crossflow Fan	Crossflow Fan	Crossflow Fan
	Quantity		ea	1	1	1
	Air Flow Rate	H/M/L	CFM	392.0/377.87/342.56	565.04/494.41/441.44	600.35/547.38/494.41
Fan Motor	Model		-	BLDC	BLDC	BLDC
	Output x n		W	65 x 1	65 x 1	65 x 1
Piping Connections	Liquid Pipe		Type	Flare Connection	Flare Connection	Flare Connection
			Φ, mm	6.35	6.35	9.52
			Φ, inch	1/4	1/4	3/8
	Gas Pipe		Type	Flare Connection	Flare Connection	Flare Connection
			Φ, mm	12.7	12.7	15.88
			Φ, inch	1/2	1/2	5/8
	Drain Pipe		Φ, mm	OD26.67	OD26.67	OD26.67
Wiring connections	Communication	Minimum	㎟	0.75	0.75	0.75
		Remark	-	F1, F2	F1, F2	F1, F2
Refrigerant	Type		-	R410A	R410A	R410A
	Electronic Expansion Valve		-	EEV INCLUDED	EEV INCLUDED	EEV INCLUDED
Sound	Sound Pressure	H/M/L	dB(A)	38 / 37 / 34	41 / 38 / 35	43 / 40 / 37
	Sound Power	Cooling		57	58	60
Dimension	Net Weight		kg	13.7	13.7	13.7
			lbs	30.21	30.21	30.21
	Shipping Weight		kg	17.3	17.3	17.3
			lbs	38.14	38.14	38.14
	Net Dimensions (W×H×D)		mm	1,200 x 138 x 450	1,200 x 138 x 450	1,200 x 138 x 450
			inch	47.24 x 5.43 x 17.72	47.24 x 5.43 x 17.72	47.24 x 5.43 x 17.72
	Shipping Dimensions (W×H×D)		mm	1,435 x 224 x 525	1,435 x 224 x 525	1,435 x 224 x 525
			inch	56.5 x 8.82 x 20.67	56.5 x 8.82 x 20.67	56.5 x 8.82 x 20.67

Specification

1 Way Cassette

Type			1Way CASSETTE	1Way CASSETTE	1Way CASSETTE
Model Name			VOWC015S4-4P	VOWC018S4-4P	VOWC024S4-4P
Casing	Material	-	ABS	ABS	ABS
Panel	Model	-	PC1BWFMUN	PC1BWFMUN	PC1BWFMUN
	Type	-	Wind Free	Wind Free	Wind Free
	Material	-	HIPS	HIPS	HIPS
	Color	-	White	White	White
	Net Weight	kg	5.0	5.0	5.0
		lbs	11.02	11.02	11.02
	Shipping Weight	kg	7.0	7.0	7.0
		lbs	15.43	15.43	15.43
	Net Dimensions (W×H×D)	mm	1,410 x 36 x 500	1,410 x 36 x 500	1,410 x 36 x 500
		inch	55.51 x 1.42 x 19.69	55.51 x 1.42 x 19.69	55.51 x 1.42 x 19.69
	Shipping Dimensions (W×H×D)	mm	1,473 x 124 x 568	1,473 x 124 x 568	1,473 x 124 x 568
		inch	57.99 x 4.88 x 23.54	57.99 x 4.88 x 23.54	57.99 x 4.88 x 23.54
Drain Pump		-	INCLUDED	INCLUDED	INCLUDED
	Max. lifting Height / Displacement	mm / Liter/h	750 / 24	750 / 24	750 / 24

NOTE

- Specification may be subject to change without prior notice.

1) Mode : HP(Heat Pump), HR(Heat Recovery)
2) Performances are based on the following test conditions.
   - Cooling : Indoor temperature : 80°F(26.7°C) DB, 67°F(19.4°C) WB,
     Outdoor temperature : 95°F(35°C) DB, 75°F(23.9°C) WB
   - Heating : Indoor temperature : 70°F(21.1°C) DB, 60°F(15.6°C) WB,
     Outdoor temperature : 47°F(8.3°C) DB, 43°F(6.1°C) WB
   - Equivalent refrigerant pipe length 25ft(7.5m), Level differences 0ft(0m)
3) Sound pressure level is obtained in an anechoic room.
   - Sound pressure level is a relative value, depending on the distance and acoustic environment.
   - Sound pressure level may differ depending on operation condition.
   - dBA = A-weighted sound pressure level
   - Reference acoustic pressure 0 dB = 20uPa
4) Sound power level is an absolute value that a sound source generates.
   - dBA = A-weighted sound power level
   - Reference power : 1pW
   - Measured according to ISO 3741
5) These products contain R410A which is fluorinated greenhouse gas.
6) Select wire size based on the value of MCA

Summary Table

Performance Characteristics

Model Code	Net Weight (lbs)	Fan Speed	Nominal Capacity (Btu/h)			Airflow (CFM)	Sound Pressure (dBA)	Sound Power (dBA)
			Cooling	Sensible	Heating			
VOWC005S4-4P	18.08	High	5,000	3,400	6,000	170	28	46
		Mid	4,500	3,100	5,700	152	26	-
		Low	4,400	3,000	5,500	145	24	-
VOWC007S4-4P	18.08	High	7,500	5,100	7,800	180	29	47
		Mid	6,900	4,700	7,400	162	26	-
		Low	6,500	4,400	7,200	152	24	-
VOWC009S4-4P	21.38	High	9,500	6,400	10,500	247	32	50
		Mid	8,300	5,600	9,700	212	28	-
		Low	7,000	4,700	8,900	177	24	-
VOWC012S4-4P	21.38	High	12,000	8,700	13,500	283	37	55
		Mid	10,700	7,800	12,600	247	33	-
		Low	9,300	6,700	11,700	212	30	-
VOWC015S4-4P	30.21	High	15,000	10,800	17,000	392	38	57
		Mid	14,500	10,900	16,700	378	37	-
		Low	13,300	10,000	15,900	343	34	-
VOWC018S4-4P	30.21	High	18,000	13,500	20,000	565	41	58
		Mid	16,000	12,000	18,700	494	38	-
		Low	14,400	10,800	17,700	441	35	-
VOWC024S4-4P	30.21	High	24,000	17,000	27,000	600	43	60
		Mid	22,200	15,600	25,800	547	40	-
		Low	20,200	14,200	24,500	494	37	-

NOTE

- Sound data is based on cooling operation.

Electrical Characteristics

Model Code	Power Supply (Φ, #, V, Hz)	Power Input (W)	Current Input (A)	MCA (A)	MFA (A)	FLA (A)
VOWC005S4-4P	1,2,208-230,60	24.00	0.14	0.18	15	0.14
VOWC007S4-4P	1,2,208-230,60	25.00	0.15	0.19	15	0.15
VOWC009S4-4P	1,2,208-230,60	45.00	0.23	0.29	15	0.23
VOWC012S4-4P	1,2,208-230,60	50.00	0.25	0.31	15	0.25
VOWC015S4-4P	1,2,208-230,60	54.00	0.26	0.33	15	0.26
VOWC018S4-4P	1,2,208-230,60	55.00	0.28	0.35	15	0.28
VOWC024S4-4P	1,2,208-230,60	80.00	0.40	0.5	15	0.40

NOTE

- MCA: Minimum circuit amperes
- MFA: Maximum fuse amperes
- FLA: Full load amperes
- Select wire size based on the value of MCA

Capacity table

Cooling

TC : Total Capacity(Btu/h), SHC : Sensible Heat Capacity(Btu/h)

Model	Outdoor Temperature (° F, DB)	Indoor Temperature (°F, WB)													
		57		61		64		67		70		72		75	
		TC	SHC	TC	SHC	TC	SHC	TC	SHC	TC	SHC	TC	SHC	TC	SHC
		Btu/h	Btu/h	Btu/h	Btu/h	Btu/h	Btu/h	Btu/h	Btu/h	Btu/h	Btu/h	Btu/h	Btu/h	Btu/h	Btu/h
005	50	3,400	2,900	4,100	3,200	4,800	3,400	5,000	3,400	5,200	3,400	5,700	3,700	5,900	3,200
	54	3,400	2,900	4,100	3,200	4,800	3,400	5,000	3,400	5,200	3,400	5,700	3,700	5,900	3,200
	58	3,400	2,900	4,100	3,200	4,800	3,400	5,000	3,400	5,200	3,400	5,700	3,700	5,900	3,200
	60	3,400	2,900	4,100	3,200	4,800	3,400	5,000	3,400	5,200	3,400	5,500	3,400	5,900	3,200
	64	3,400	2,900	4,100	3,200	4,800	3,400	5,000	3,400	5,200	3,400	5,500	3,400	5,900	3,200
	67	3,400	2,900	4,100	3,200	4,800	3,400	5,000	3,400	5,200	3,400	5,500	3,400	5,900	3,200
	70	3,400	2,900	4,100	3,200	4,800	3,400	5,000	3,400	5,200	3,400	5,500	3,400	5,900	3,200
	73	3,400	2,900	4,100	3,200	4,800	3,400	5,000	3,400	5,200	3,400	5,500	3,400	5,900	3,200
	77	3,400	2,900	4,100	3,200	4,800	3,400	5,000	3,400	5,200	3,400	5,500	3,400	5,900	3,200
	80	3,400	2,900	4,100	3,200	4,800	3,400	5,000	3,400	5,200	3,400	5,500	3,400	5,900	3,200
	84	3,400	2,900	4,100	3,200	4,800	3,400	5,000	3,400	5,200	3,400	5,500	3,400	5,900	3,200
	88	3,400	2,900	4,100	3,200	4,800	3,400	5,000	3,400	5,200	3,400	5,500	3,400	5,900	3,200
	92	3,400	2,900	4,100	3,200	4,800	3,400	5,000	3,400	5,200	3,400	5,500	3,400	5,900	3,200
	95	3,400	2,900	4,100	3,200	4,800	3,400	5,000	3,400	5,200	3,400	5,500	3,400	5,900	3,200
	99	3,400	2,900	4,100	3,200	4,800	3,400	5,000	3,400	5,200	3,400	5,500	3,400	5,900	3,200
	103	3,400	2,900	4,100	3,200	4,800	3,400	5,000	3,400	5,200	3,400	5,500	3,400	5,700	3,000
	107	3,400	2,900	4,100	3,200	4,800	3,400	4,800	3,200	5,000	3,200	5,200	3,200	5,500	2,800
	111	3,400	2,900	4,100	3,200	4,500	3,200	4,800	3,200	4,800	2,900	5,000	3,200	5,000	2,500
	115	3,400	2,900	4,100	3,200	4,500	3,200	4,800	3,200	4,800	2,900	5,000	3,200	5,000	2,500
	118	3,400	2,900	4,100	3,200	4,500	3,200	4,800	3,200	4,800	2,900	5,000	3,200	5,000	2,500
007	50	5,100	4,400	6,100	4,800	7,200	5,100	7,500	5,100	7,800	5,100	8,500	5,500	8,900	4,800
	54	5,100	4,400	6,100	4,800	7,200	5,100	7,500	5,100	7,800	5,100	8,500	5,500	8,900	4,800
	58	5,100	4,400	6,100	4,800	7,200	5,100	7,500	5,100	7,800	5,100	8,500	5,500	8,900	4,800
	60	5,100	4,400	6,100	4,800	7,200	5,100	7,500	5,100	7,800	5,100	8,200	5,100	8,900	4,800
	64	5,100	4,400	6,100	4,800	7,200	5,100	7,500	5,100	7,800	5,100	8,200	5,100	8,900	4,800
	67	5,100	4,400	6,100	4,800	7,200	5,100	7,500	5,100	7,800	5,100	8,200	5,100	8,900	4,800
	70	5,100	4,400	6,100	4,800	7,200	5,100	7,500	5,100	7,800	5,100	8,200	5,100	8,900	4,800
	73	5,100	4,400	6,100	4,800	7,200	5,100	7,500	5,100	7,800	5,100	8,200	5,100	8,900	4,800
	77	5,100	4,400	6,100	4,800	7,200	5,100	7,500	5,100	7,800	5,100	8,200	5,100	8,900	4,800
	80	5,100	4,400	6,100	4,800	7,200	5,100	7,500	5,100	7,800	5,100	8,200	5,100	8,900	4,800
	84	5,100	4,400	6,100	4,800	7,200	5,100	7,500	5,100	7,800	5,100	8,200	5,100	8,900	4,800
	88	5,100	4,400	6,100	4,800	7,200	5,100	7,500	5,100	7,800	5,100	8,200	5,100	8,900	4,800
	92	5,100	4,400	6,100	4,800	7,200	5,100	7,500	5,100	7,800	5,100	8,200	5,100	8,900	4,800
	95	5,100	4,400	6,100	4,800	7,200	5,100	7,500	5,100	7,800	5,100	8,200	5,100	8,900	4,800
	99	5,100	4,400	6,100	4,800	7,200	5,100	7,500	5,100	7,800	5,100	8,200	5,100	8,900	4,800
	103	5,100	4,400	6,100	4,800	7,200	5,100	7,500	5,100	7,800	5,100	8,200	5,100	8,500	4,400
	107	5,100	4,400	6,100	4,800	7,200	5,100	7,200	4,800	7,500	4,800	7,800	4,800	8,200	4,100
	111	5,100	4,400	6,100	4,800	6,800	4,800	7,200	4,800	7,200	4,400	7,500	4,800	7,500	3,800
	115	5,100	4,400	6,100	4,800	6,800	4,800	7,200	4,800	7,200	4,400	7,500	4,800	7,500	3,800
	118	5,100	4,400	6,100	4,800	6,800	4,800	7,200	4,800	7,200	4,400	7,500	4,800	7,500	3,800
009	50	6,400	5,400	7,800	6,100	8,800	6,400	9,500	6,400	9,800	6,400	10,500	6,400	11,500	6,400
	54	6,400	5,400	7,800	6,100	8,800	6,400	9,500	6,400	9,800	6,400	10,500	6,400	11,200	6,100
	58	6,400	5,400	7,800	6,100	8,800	6,400	9,500	6,400	9,800	6,400	10,500	6,400	11,200	6,100
	60	6,400	5,400	7,800	6,100	8,800	6,400	9,500	6,400	9,800	6,400	10,500	6,400	11,200	6,100
	64	6,400	5,400	7,800	6,100	8,800	6,400	9,500	6,400	9,800	6,400	10,500	6,400	11,200	6,100
	67	6,400	5,400	7,800	6,100	8,800	6,400	9,500	6,400	9,800	6,400	10,500	6,400	11,200	6,100
	70	6,400	5,400	7,800	6,100	8,800	6,400	9,500	6,400	9,800	6,400	10,500	6,400	11,200	6,100
	73	6,400	5,400	7,800	6,100	8,800	6,400	9,500	6,400	9,800	6,400	10,500	6,400	11,200	6,100
	77	6,400	5,400	7,800	6,100	8,800	6,400	9,500	6,400	9,800	6,400	10,500	6,400	11,200	6,100
	80	6,400	5,400	7,800	6,100	8,800	6,400	9,500	6,400	9,800	6,400	10,500	6,400	11,200	6,100
	84	6,400	5,400	7,800	6,100	8,800	6,400	9,500	6,400	9,800	6,400	10,500	6,400	11,200	6,100
	88	6,400	5,400	7,800	6,100	8,800	6,400	9,500	6,400	9,800	6,400	10,500	6,400	11,200	6,100
	92	6,400	5,400	7,800	6,100	8,800	6,400	9,500	6,400	9,800	6,400	10,500	6,400	11,200	6,100
	95	6,400	5,400	7,800	6,100	8,800	6,400	9,500	6,400	9,800	6,400	10,500	6,400	11,200	6,100
	99	6,400	5,400	7,800	6,100	8,800	6,400	9,500	6,400	9,800	6,400	10,500	6,400	11,200	6,100
	103	6,400	5,400	7,800	6,100	8,800	6,400	9,500	6,400	9,800	6,400	10,200	6,100	10,900	5,800
	107	6,400	5,400	7,800	6,100	8,800	6,400	9,200	6,100	9,500	6,100	9,800	5,800	10,200	5,400
	111	6,400	5,400	7,800	6,100	8,500	6,100	9,200	6,100	9,200	5,800	9,200	5,400	9,500	5,100
	115	6,400	5,400	7,800	6,100	8,500	6,100	9,200	6,100	9,200	5,800	9,200	5,400	9,500	5,100
	118	6,400	5,400	7,800	6,100	8,500	6,100	9,200	6,100	9,200	5,800	9,200	5,400	9,500	5,100

Capacity Table

Cooling

TC : Total Capacity(Btu/h), SHC : Sensible Heat Capacity(Btu/h)

Model	Outdoor Temperature (° F, DB)	Indoor Temperature (°F, WB)													
		57		61		64		67		70		72		75	
		TC	SHC	TC	SHC	TC	SHC	TC	SHC	TC	SHC	TC	SHC	TC	SHC
		Btu/h	Btu/h	Btu/h	Btu/h	Btu/h	Btu/h	Btu/h	Btu/h	Btu/h	Btu/h	Btu/h	Btu/h	Btu/h	Btu/h
012	50	8,300	7,300	9,700	8,000	11,300	8,000	12,000	8,700	12,300	8,700	13,300	8,700	14,300	8,300
	54	8,300	7,300	9,700	8,000	11,300	8,000	12,000	8,700	12,300	8,700	13,300	8,700	14,300	8,300
	58	8,300	7,300	9,700	8,000	11,300	8,000	12,000	8,700	12,300	8,700	13,300	8,700	14,300	8,300
	60	8,300	7,300	9,700	8,000	11,300	8,000	12,000	8,700	12,300	8,700	13,300	8,700	14,300	8,300
	64	8,300	7,300	9,700	8,000	11,300	8,000	12,000	8,700	12,300	8,700	13,300	8,700	14,300	8,300
	67	8,300	7,300	9,700	8,000	11,300	8,000	12,000	8,700	12,300	8,700	13,300	8,700	14,000	8,000
	70	8,300	7,300	9,700	8,000	11,300	8,000	12,000	8,700	12,300	8,700	13,300	8,700	14,000	8,000
	73	8,300	7,300	9,700	8,000	11,300	8,000	12,000	8,700	12,300	8,700	13,300	8,700	14,000	8,000
	77	8,300	7,300	9,700	8,000	11,300	8,000	12,000	8,700	12,300	8,700	13,300	8,700	14,000	8,000
	80	8,300	7,300	9,700	8,000	11,300	8,000	12,000	8,700	12,300	8,700	13,300	8,700	14,000	8,000
	84	8,300	7,300	9,700	8,000	11,300	8,000	12,000	8,700	12,300	8,700	13,300	8,700	14,000	8,000
	88	8,300	7,300	9,700	8,000	11,300	8,000	12,000	8,700	12,300	8,700	13,300	8,700	14,000	8,000
	92	8,300	7,300	9,700	8,000	11,300	8,000	12,000	8,700	12,300	8,700	13,300	8,700	14,000	8,000
	95	8,300	7,300	9,700	8,000	11,300	8,000	12,000	8,700	12,300	8,700	13,300	8,700	14,000	8,000
	99	8,300	7,300	9,700	8,000	11,300	8,000	12,000	8,700	12,300	8,700	13,000	8,300	14,000	8,000
	103	8,300	7,300	9,700	8,000	11,300	8,000	12,000	8,700	12,300	8,700	13,000	8,300	13,700	7,700
	107	8,300	7,300	9,700	8,000	11,300	8,000	11,700	8,300	12,000	8,300	12,300	8,000	13,000	7,000
	111	8,300	7,300	9,700	8,000	10,700	7,700	11,300	8,000	11,700	8,000	11,700	7,700	12,000	6,700
	115	8,300	7,300	9,700	8,000	10,700	7,700	11,300	8,000	11,700	8,000	11,700	7,700	12,000	6,700
	118	8,300	7,300	9,700	8,000	10,700	7,700	11,300	8,000	11,700	8,000	11,700	7,700	12,000	6,700
015	50	10,400	8,800	12,300	10,200	14,200	11,000	15,000	11,300	15,500	11,200	16,900	11,500	18,000	11,000
	54	10,400	8,800	12,300	10,200	14,200	11,000	15,000	11,300	15,500	11,200	16,900	11,500	18,000	11,000
	58	10,400	8,800	12,300	10,200	14,200	11,000	15,000	11,300	15,500	11,200	16,600	11,200	18,000	10,700
	60	10,400	8,800	12,300	10,200	14,200	11,000	15,000	11,300	15,500	11,200	16,600	11,200	17,700	10,700
	64	10,400	8,800	12,300	10,200	14,200	11,000	15,000	11,300	15,500	11,200	16,600	11,200	17,700	10,700
	67	10,400	8,800	12,300	10,200	14,200	11,000	15,000	11,300	15,500	11,200	16,600	11,200	17,700	10,700
	70	10,400	8,800	12,300	10,200	14,200	11,000	15,000	11,300	15,500	11,200	16,600	11,200	17,700	10,700
	73	10,400	8,800	12,300	10,200	14,200	11,000	15,000	11,300	15,500	11,200	16,600	11,200	17,700	10,700
	77	10,400	8,800	12,300	10,200	14,200	11,000	15,000	11,300	15,500	11,200	16,600	11,200	17,700	10,700
	80	10,400	8,800	12,300	10,200	14,200	11,000	15,000	11,300	15,500	11,200	16,600	11,200	17,700	10,700
	84	10,400	8,800	12,300	10,200	14,200	11,000	15,000	11,300	15,500	11,200	16,600	11,200	17,700	10,700
	88	10,400	8,800	12,300	10,200	14,200	11,000	15,000	11,300	15,500	11,200	16,600	11,200	17,700	10,700
	92	10,400	8,800	12,300	10,200	14,200	11,000	15,000	11,300	15,500	11,200	16,600	11,200	17,700	10,700
	95	10,400	8,800	12,300	10,200	14,200	11,000	15,000	11,300	15,500	11,200	16,600	11,200	17,700	10,700
	99	10,400	8,800	12,300	10,200	14,200	11,000	15,000	11,300	15,500	11,200	16,300	11,000	17,400	10,400
	103	10,400	8,800	12,300	10,200	14,200	11,000	15,000	11,300	15,500	11,200	16,300	11,000	17,100	10,200
	107	10,400	9,100	12,100	10,000	14,100	10,000	14,600	10,400	15,000	10,400	15,400	10,000	16,300	8,800
	111	10,400	9,100	12,100	10,000	13,400	9,600	14,100	10,000	14,600	10,000	14,600	9,600	15,000	8,400
	115	10,400	9,100	12,100	10,000	13,400	9,600	14,100	10,000	14,600	10,000	14,600	9,600	15,000	8,400
	118	10,400	9,100	12,100	10,000	13,400	9,600	14,100	10,000	14,600	10,000	14,600	9,600	15,000	8,400
018	50	12,500	10,600	14,800	12,200	17,100	13,200	18,000	13,500	18,700	13,500	20,300	13,900	21,600	13,200
	54	12,500	10,600	14,800	12,200	17,100	13,200	18,000	13,500	18,700	13,500	20,300	13,900	21,600	13,200
	58	12,500	10,600	14,800	12,200	17,100	13,200	18,000	13,500	18,700	13,500	20,000	13,500	21,600	12,900
	60	12,500	10,600	14,800	12,200	17,100	13,200	18,000	13,500	18,700	13,500	20,000	13,500	21,200	12,900
	64	12,500	10,600	14,800	12,200	17,100	13,200	18,000	13,500	18,700	13,500	20,000	13,500	21,200	12,900
	67	12,500	10,600	14,800	12,200	17,100	13,200	18,000	13,500	18,700	13,500	20,000	13,500	21,200	12,900
	70	12,500	10,600	14,800	12,200	17,100	13,200	18,000	13,500	18,700	13,500	20,000	13,500	21,200	12,900
	73	12,500	10,600	14,800	12,200	17,100	13,200	18,000	13,500	18,700	13,500	20,000	13,500	21,200	12,900
	77	12,500	10,600	14,800	12,200	17,100	13,200	18,000	13,500	18,700	13,500	20,000	13,500	21,200	12,900
	80	12,500	10,600	14,800	12,200	17,100	13,200	18,000	13,500	18,700	13,500	20,000	13,500	21,200	12,900
	84	12,500	10,600	14,800	12,200	17,100	13,200	18,000	13,500	18,700	13,500	20,000	13,500	21,200	12,900
	88	12,500	10,600	14,800	12,200	17,100	13,200	18,000	13,500	18,700	13,500	20,000	13,500	21,200	12,900
	92	12,500	10,600	14,800	12,200	17,100	13,200	18,000	13,500	18,700	13,500	20,000	13,500	21,200	12,900
	95	12,500	10,600	14,800	12,200	17,100	13,200	18,000	13,500	18,700	13,500	20,000	13,500	21,200	12,900
	99	12,500	10,600	14,800	12,200	17,100	13,200	18,000	13,500	18,700	13,500	19,600	13,200	20,900	12,500
	103	12,500	10,600	14,800	12,200	17,100	13,200	18,000	13,500	18,700	13,500	19,600	13,200	20,500	12,200
	107	12,500	11,000	14,600	12,000	17,000	12,000	17,600	12,500	18,000	12,500	18,500	12,000	19,500	10,500
	111	12,500	11,000	14,600	12,000	16,100	11,600	17,000	12,000	17,600	12,000	17,600	11,600	18,000	10,100
	115	12,500	11,000	14,600	12,000	16,100	11,600	17,000	12,000	17,600	12,000	17,600	11,600	18,000	10,100
	118	12,500	11,000	14,600	12,000	16,100	11,600	17,000	12,000	17,600	12,000	17,600	11,600	18,000	10,100

Capacity Table

1 Way Cassette

Cooling

TC : Total Capacity(Btu/h), SHC : Sensible Heat Capacity(Btu/h)

Model	Outdoor Temperature (°F, DB)	Indoor Temperature (°F, WB)													
		57		61		64		67		70		72		75	
		TC	SHC	TC	SHC	TC	SHC	TC	SHC	TC	SHC	TC	SHC	TC	SHC
		Btu/h	Btu/h	Btu/h	Btu/h	Btu/h	Btu/h	Btu/h	Btu/h	Btu/h	Btu/h	Btu/h	Btu/h	Btu/h	Btu/h
024	50	16,600	13,600	19,600	15,200	22,700	16,200	24,000	16,900	25,000	16,900	27,100	17,300	28,800	16,300
	54	16,600	13,600	19,600	15,200	22,700	16,200	24,000	16,900	25,000	16,900	26,800	16,900	28,800	16,300
	58	16,600	13,600	19,600	15,200	22,700	16,200	24,000	16,900	25,000	16,900	26,800	16,900	28,800	16,300
	60	16,600	13,600	19,600	15,200	22,700	16,200	24,000	16,900	25,000	16,900	26,800	16,900	28,500	16,300
	64	16,600	13,600	19,600	15,200	22,700	16,200	24,000	16,900	25,000	16,900	26,800	16,900	28,500	16,300
	67	16,600	13,600	19,600	15,200	22,700	16,200	24,000	16,900	25,000	16,900	26,800	16,900	28,500	16,300
	70	16,600	13,600	19,600	15,200	22,700	16,200	24,000	16,900	25,000	16,900	26,800	16,900	28,500	16,300
	73	16,600	13,600	19,600	15,200	22,700	16,200	24,000	16,900	25,000	16,900	26,800	16,900	28,500	16,300
	77	16,600	13,600	19,600	15,200	22,700	16,200	24,000	16,900	25,000	16,900	26,800	16,900	28,500	16,300
	80	16,600	13,600	19,600	15,200	22,700	16,200	24,000	16,900	25,000	16,900	26,800	16,900	28,500	16,300
	84	16,600	13,600	19,600	15,200	22,700	16,200	24,000	16,900	25,000	16,900	26,800	16,900	28,500	16,300
	88	16,600	13,600	19,600	15,200	22,700	16,200	24,000	16,900	25,000	16,900	26,800	16,900	28,500	16,300
	92	16,600	13,600	19,600	15,200	22,700	16,200	24,000	16,900	25,000	16,900	26,800	16,900	28,500	16,300
	95	16,600	13,600	19,600	15,200	22,700	16,200	24,000	16,900	25,000	16,900	26,800	16,900	28,500	16,300
	99	16,600	13,600	19,600	15,200	22,700	16,200	24,000	16,900	24,700	16,600	26,400	16,600	27,800	15,900
	103	16,600	13,600	19,600	15,200	22,700	16,200	24,000	16,900	24,700	16,600	26,100	16,300	27,400	15,600
	107	16,600	14,600	19,400	16,000	22,600	16,000	23,400	16,600	24,000	16,600	24,600	16,000	26,000	14,000
	111	16,600	14,600	19,400	16,000	21,400	15,400	22,600	16,000	23,400	16,000	23,400	15,400	24,000	13,400
	115	16,600	14,600	19,400	16,000	21,400	15,400	22,600	16,000	23,400	16,000	23,400	15,400	24,000	13,400
	118	16,600	14,600	19,400	16,000	21,400	15,400	22,600	16,000	23,400	16,000	23,400	15,400	24,000	13,400

NOTE

- The performance table shows the average value of each conditions.

Capacity Table

1 Way Cassette

Heating

TC : Total Capacity(Btu/h)

Model	Outdoor Temperature (°F)		Indoor Temperature (°F, DB)				
			61	65	70	72	75
			TC	TC	TC	TC	TC
	DB	WB	Btu/h	Btu/h	Btu/h	Btu/h	Btu/h
005	-3.6	-4	3,600	3,600	3,600	3,600	3,600
	-1.8	-2	3,700	3,700	3,700	3,700	3,700
	2	1	3,900	3,900	3,900	3,900	3,900
	6	5	4,100	3,900	3,900	3,900	3,900
	10	9	4,300	4,300	4,300	4,300	4,100
	13	12	4,800	4,800	4,600	4,600	4,600
	17	15	5,200	5,000	4,900	4,700	4,700
	19	18	5,500	5,300	5,300	4,800	4,800
	23	21	5,800	5,500	5,500	5,300	5,300
	26	24	6,000	6,000	5,800	5,500	5,300
	30	28	6,100	6,000	5,900	5,500	5,300
	35	32	6,300	6,000	6,000	5,500	5,300
	39	36	6,500	6,300	6,000	5,500	5,300
	44	40	6,800	6,500	6,000	5,500	5,300
	47	43	6,800	6,500	6,000	5,500	5,300
	51	47	7,200	6,500	6,000	5,500	5,300
	54	50	7,200	6,500	6,000	5,500	5,300
	57	53	7,200	6,500	6,000	5,500	5,300
	60	56	7,200	6,500	6,000	5,500	5,300
007	-3.6	-4	4,700	4,700	4,700	4,700	4,700
	-1.8	-2	4,900	4,900	4,900	4,900	4,900
	2	1	5,000	5,000	5,000	5,000	5,000
	6	5	5,300	5,000	5,000	5,000	5,000
	10	9	5,600	5,600	5,600	5,600	5,300
	13	12	6,200	6,200	6,000	6,000	6,000
	17	15	6,700	6,600	6,400	6,100	6,100
	19	18	7,200	6,900	6,900	6,200	6,200
	23	21	7,500	7,200	7,200	6,900	6,900
	26	24	7,800	7,800	7,500	7,200	6,900
	30	28	8,000	7,800	7,700	7,200	6,900
	35	32	8,200	7,800	7,800	7,200	6,900
	39	36	8,400	8,200	7,800	7,200	6,900
	44	40	8,800	8,400	7,800	7,200	6,900
	47	43	8,800	8,400	7,800	7,200	6,900
	51	47	9,400	8,400	7,800	7,200	6,900
	54	50	9,400	8,400	7,800	7,200	6,900
	57	53	9,400	8,400	7,800	7,200	6,900
	60	56	9,400	8,400	7,800	7,200	6,900
009	-3.6	-4	6,400	6,400	6,400	6,400	6,400
	-1.8	-2	6,600	6,600	6,600	6,600	6,400
	2	1	6,800	6,800	6,800	6,800	6,400
	6	5	7,100	7,100	6,800	6,800	6,400
	10	9	7,500	7,500	7,300	7,100	7,100
	13	12	7,800	7,800	7,800	7,800	7,500
	17	15	8,100	8,000	8,000	8,000	7,600
	19	18	8,500	8,100	8,100	8,100	7,800
	23	21	8,800	8,800	8,500	8,500	8,100
	26	24	9,500	9,100	9,000	8,800	8,500
	30	28	9,700	9,300	9,100	9,000	8,600
	35	32	9,800	9,500	9,300	9,100	8,800
	39	36	10,200	10,200	9,700	9,500	9,100
	44	40	10,800	10,500	10,200	9,800	9,100
	47	43	11,200	10,800	10,500	10,200	9,100
	51	47	11,500	11,200	10,500	10,200	9,100
	54	50	11,900	11,200	10,500	10,200	9,100
	57	53	12,200	11,500	10,500	10,200	9,100
	60	56	12,500	11,500	10,500	10,200	9,100

Capacity Table

1 Way Cassette

Heating

TC : Total Capacity(Btu/h)

Model	Outdoor Temperature (°F)		Indoor Temperature (°F, DB)				
			61	65	70	72	75
			TC	TC	TC	TC	TC
	DB	WB	Btu/h	Btu/h	Btu/h	Btu/h	Btu/h
012	-3.6	-4	8,400	8,400	8,100	8,100	8,100
	-1.8	-2	8,800	8,600	8,200	8,200	8,100
	2	1	9,100	8,800	8,400	8,400	8,100
	6	5	9,500	9,100	8,800	8,800	8,400
	10	9	9,800	9,500	9,300	9,100	9,100
	13	12	10,200	10,200	10,000	9,800	9,800
	17	15	10,500	10,500	10,300	10,200	10,000
	19	18	10,900	10,900	10,500	10,500	10,200
	23	21	11,600	11,200	11,000	10,900	10,500
	26	24	11,900	11,900	11,400	11,200	10,900
	30	28	12,300	12,300	11,700	11,600	11,000
	35	32	12,600	12,600	12,100	11,900	11,200
	39	36	13,300	13,000	12,600	12,300	11,900
	44	40	13,700	13,700	13,000	12,600	11,900
	47	43	14,400	14,400	13,500	13,000	11,900
	51	47	14,700	14,400	13,500	13,000	11,900
	54	50	15,400	14,700	13,500	13,000	11,900
	57	53	15,800	14,700	13,500	13,000	11,900
	60	56	16,100	15,100	13,500	13,000	11,900
015	-3.6	-4	10,500	10,300	10,300	10,000	10,000
	-1.8	-2	10,600	10,500	10,400	10,100	10,100
	2	1	10,800	10,800	10,500	10,300	10,300
	6	5	11,300	11,100	10,800	10,500	10,300
	10	9	11,900	11,600	11,300	11,300	11,100
	13	12	12,400	12,400	12,200	11,900	11,900
	17	15	12,800	12,700	12,600	12,300	12,000
	19	18	13,200	13,000	13,000	12,700	12,200
	23	21	14,000	13,800	13,500	13,200	12,700
	26	24	14,500	14,300	14,300	13,800	13,200
	30	28	14,900	14,700	14,600	14,000	13,400
	35	32	15,300	15,100	14,900	14,300	13,500
	39	36	15,900	15,900	15,700	15,100	14,300
	44	40	16,800	16,400	16,200	15,300	14,300
	47	43	17,600	17,200	17,000	15,700	14,300
	51	47	18,100	17,600	17,000	15,700	14,300
	54	50	18,600	17,800	17,000	15,700	14,300
	57	53	19,100	18,100	17,000	15,700	14,300
	60	56	19,700	18,300	17,000	15,700	14,300
018	-3.6	-4	12,400	12,100	12,100	11,700	11,700
	-1.8	-2	12,500	12,400	12,200	11,900	11,900
	2	1	12,700	12,700	12,400	12,100	12,100
	6	5	13,300	13,000	12,700	12,400	12,100
	10	9	14,000	13,700	13,300	13,300	13,000
	13	12	14,600	14,600	14,300	14,000	14,000
	17	15	15,100	14,900	14,800	14,400	14,100
	19	18	15,500	15,300	15,300	14,900	14,300
	23	21	16,500	16,200	15,900	15,500	14,900
	26	24	17,100	16,800	16,800	16,200	15,500
	30	28	17,600	17,300	17,200	16,500	15,700
	35	32	18,000	17,800	17,500	16,800	15,900
	39	36	18,700	18,700	18,400	17,800	16,800
	44	40	19,700	19,300	19,100	18,000	16,800
	47	43	20,700	20,300	20,000	18,400	16,800
	51	47	21,300	20,700	20,000	18,400	16,800
	54	50	21,900	20,900	20,000	18,400	16,800
	57	53	22,500	21,300	20,000	18,400	16,800
	60	56	23,200	21,600	20,000	18,400	16,800

Capacity Table

1 Way Cassette

Heating

TC : Total Capacity(Btu/h)

Model	Outdoor Temperature (°F)		Indoor Temperature (°F, DB)				
			61	65	70	72	75
			TC	TC	TC	TC	TC
	DB	WB	Btu/h	Btu/h	Btu/h	Btu/h	Btu/h
024	-3.6	-4	16,500	16,500	16,200	15,800	15,800
	-1.8	-2	16,900	16,700	16,400	16,000	16,000
	2	1	17,200	16,900	16,500	16,200	16,200
	6	5	17,900	17,500	17,200	16,500	16,200
	10	9	18,900	18,600	18,200	17,900	17,500
	13	12	19,900	19,600	19,200	18,900	18,900
	17	15	20,400	20,100	19,700	19,400	19,200
	19	18	21,000	20,600	20,300	19,900	19,600
	23	21	22,000	22,000	21,600	21,000	20,300
	26	24	23,200	22,900	22,600	21,600	21,000
	30	28	23,800	23,400	23,100	22,100	21,300
	35	32	24,300	23,900	23,600	22,600	21,600
	39	36	25,600	25,300	24,600	23,900	22,900
	44	40	26,700	26,300	26,000	24,300	22,900
	47	43	27,700	27,300	27,000	24,900	22,900
	51	47	28,700	27,700	27,000	24,900	22,900
	54	50	29,400	28,400	27,000	24,900	22,900
	57	53	30,400	28,700	27,000	24,900	22,900
	60	56	31,100	29,000	27,000	24,900	22,900

NOTE

- The performance table shows the average value of each conditions.

Dimensional Drawing

1 Way Cassette

VOW005/007S4-4P

[Unit : mm(inch)]

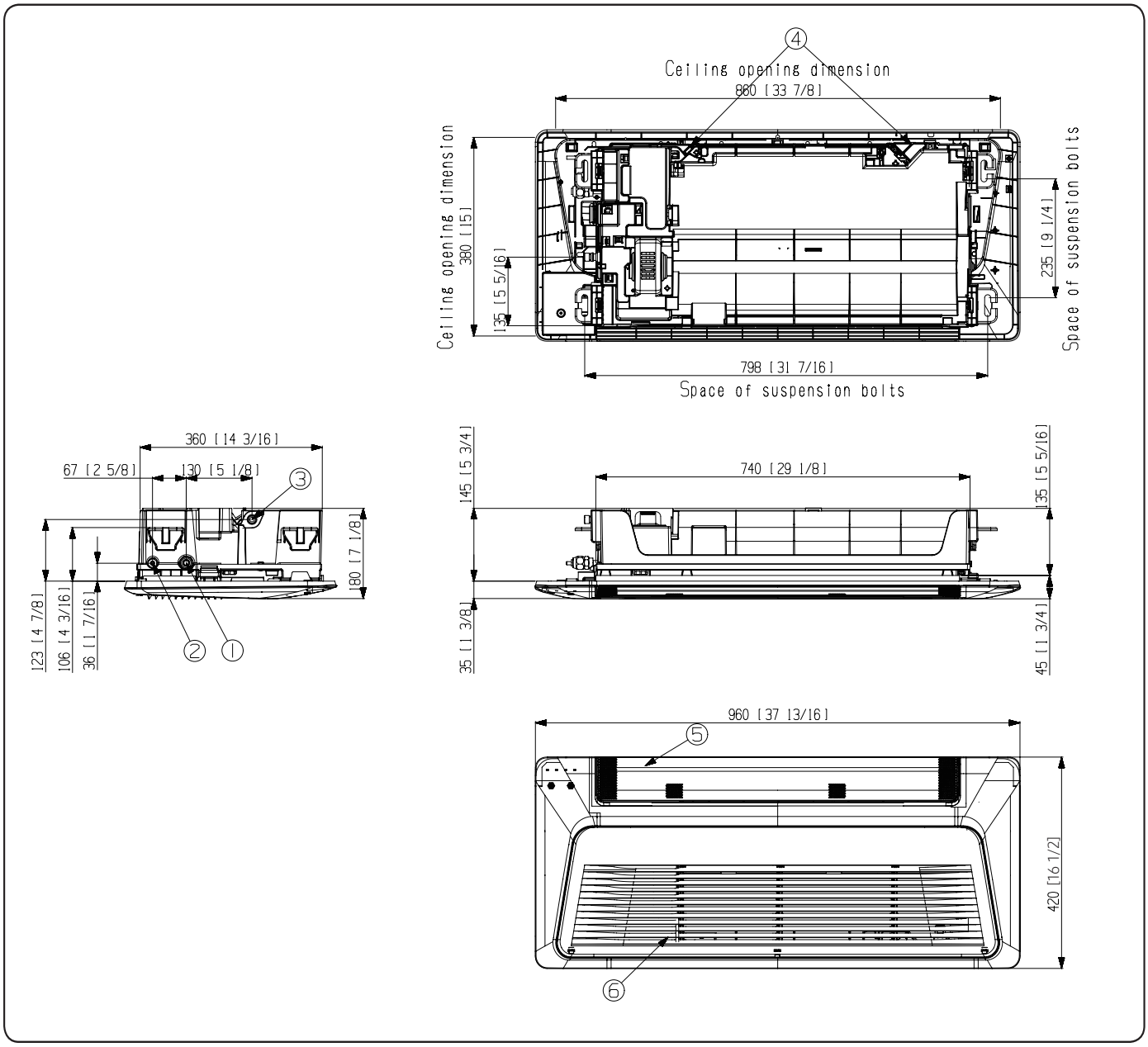

NO	Name	Description	NO	Name	Description
01	Gas pipe connection	Ø12.7 (1/2")	05	Air outlet louver	-
02	Liquid pipe connection	Ø6.35 (1/4")	06	Air inlet grille	-
03	Drain hose connection	3/4 " [OD 26.67 (1.05")]			
04	Power supply/Communication wiring conduit	-			

Dimensional Drawing

1 Way Cassette

VOW009/012S4-4P

[Unit : mm(inch)]

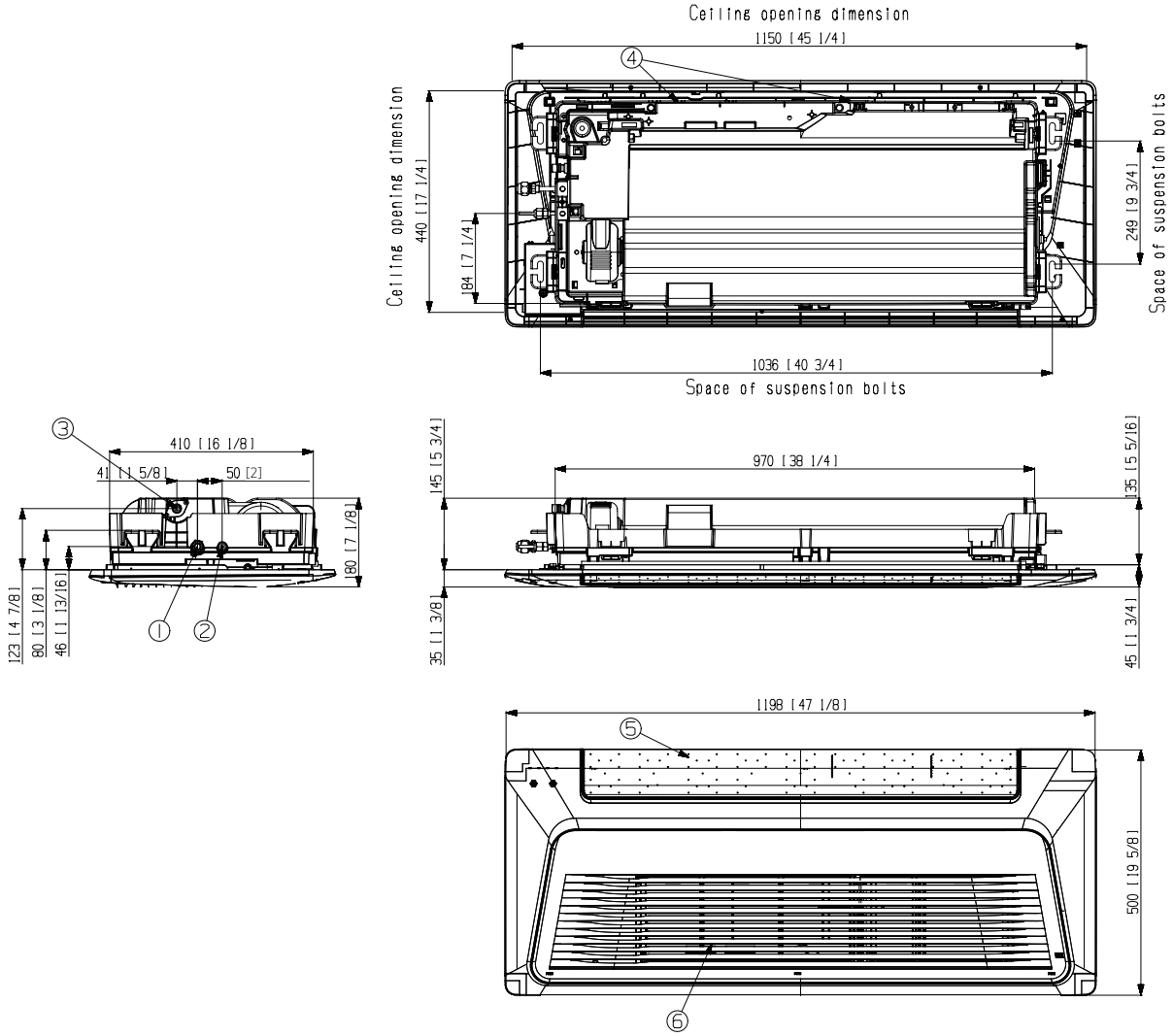

NO	Name	Description	NO	Name	Description
01	Gas pipe connection	Ø12.7 (1/2")	05	Air outlet louver	-
02	Liquid pipe connection	Ø6.35 (1/4")	06	Air inlet grille	-
03	Drain hose connection	3/4 " [OD 26.67 (1.05")]			
04	Power supply/Communication wiring conduit	-			

Dimensional Drawing

1 Way Cassette

VOW015/018/024S4-4P

[Unit : mm(inch)]

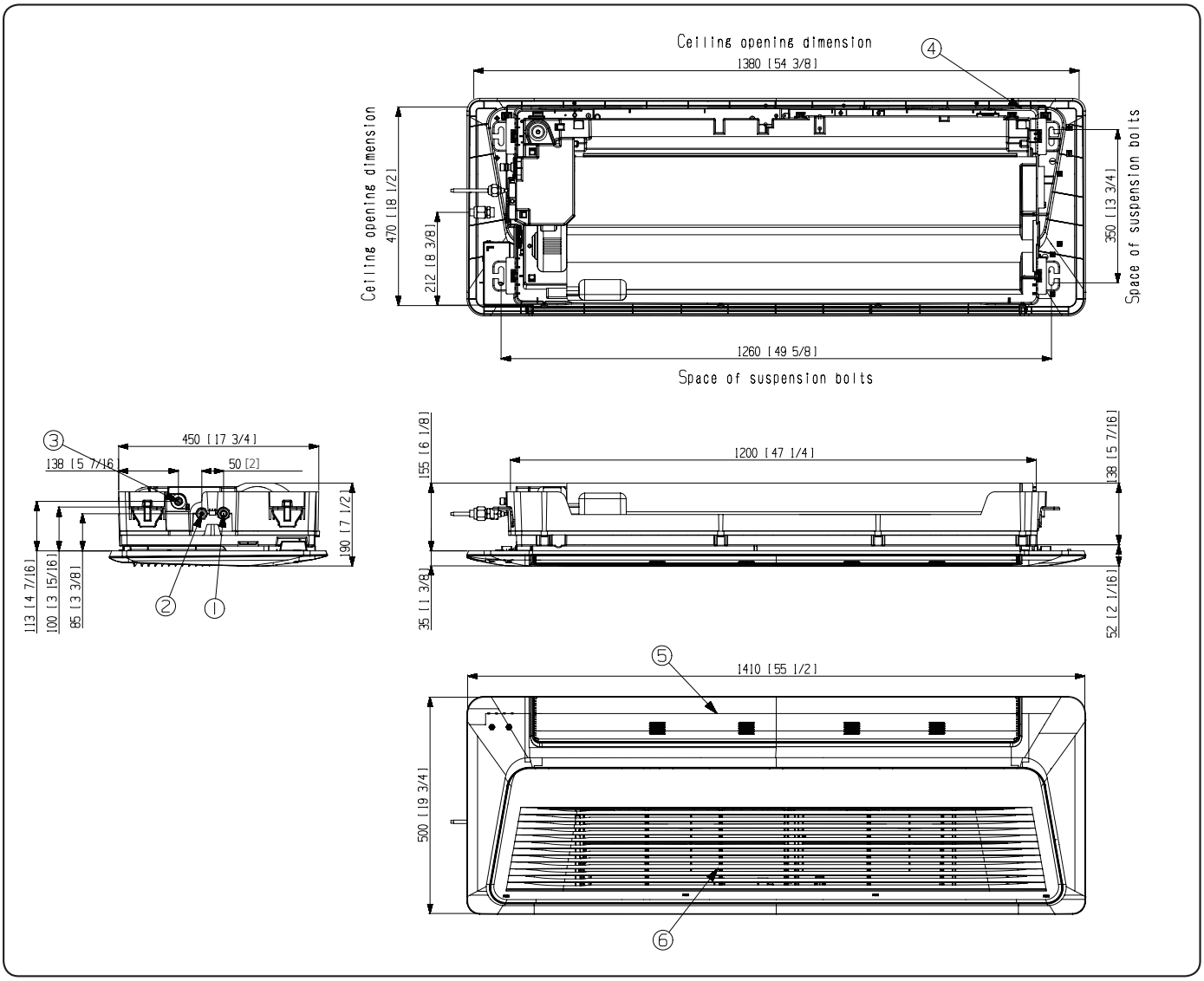

NO	Name		Description	NO	Name	Description
01	Gas pipe connection	15/18 kBtu/h	Ø12.70 (1/2")	03	Drain hose connection	3/4 " [OD 26.67 (1.05")]
		24 k Btu/h	Ø15.88 (5/8")	04	Power supply/Communication wiring conduit	-
02	Liquid pipe connection	15/18 kBtu/h	Ø6.35 (1/4")	05	Air outlet louver	-
		24 k Btu/h	Ø9.52 (3/8")	06	Air inlet grille	-

Center of gravity

[Unit : mm(inch)]

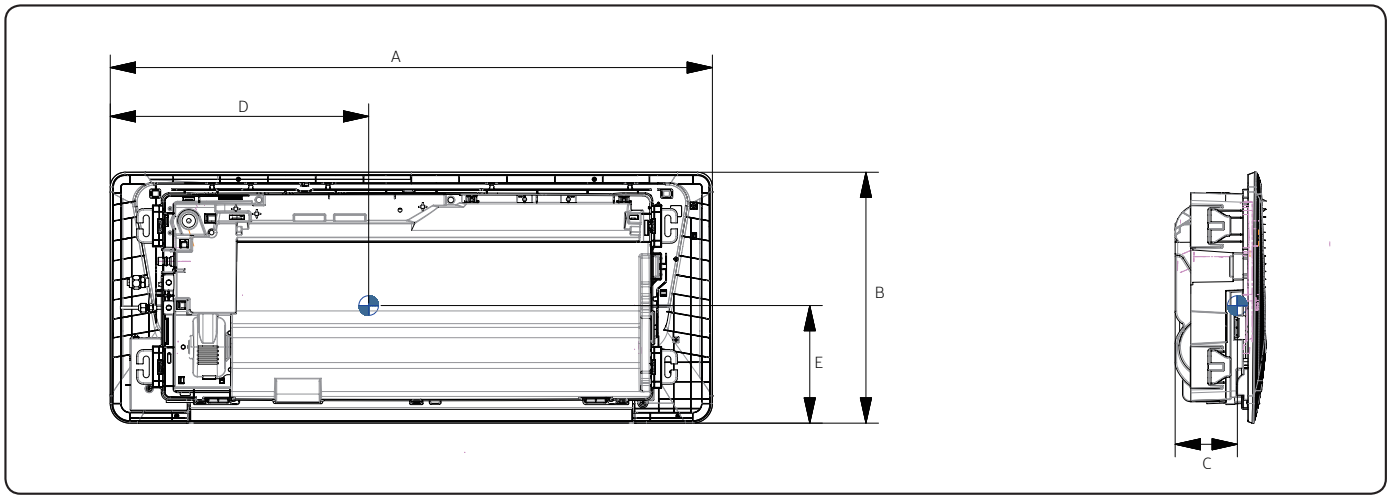

Model	A	B	C	D	E
VOWC005S4-4P VOWC007S4-4P	960 (37 13/16)	420 (16 9/16)	108 (4 1/4)	465 (18 5/16)	160 (6 5/16)
VOWC009S4-4P VOWC012S4-4P	1,198 (47 3/16)	500 (19 11/16)	108 (4 1/4)	555 (21 7/8)	200 (7 7/8)
VOWC015S4-4P VOWC018S4-4P VOWC024S4-4P	1,410 (55 1/2)	500 (19 11/16)	108 (4 1/4)	755 (29 3/4)	200 (7 7/8)

Electrical Wiring Diagram

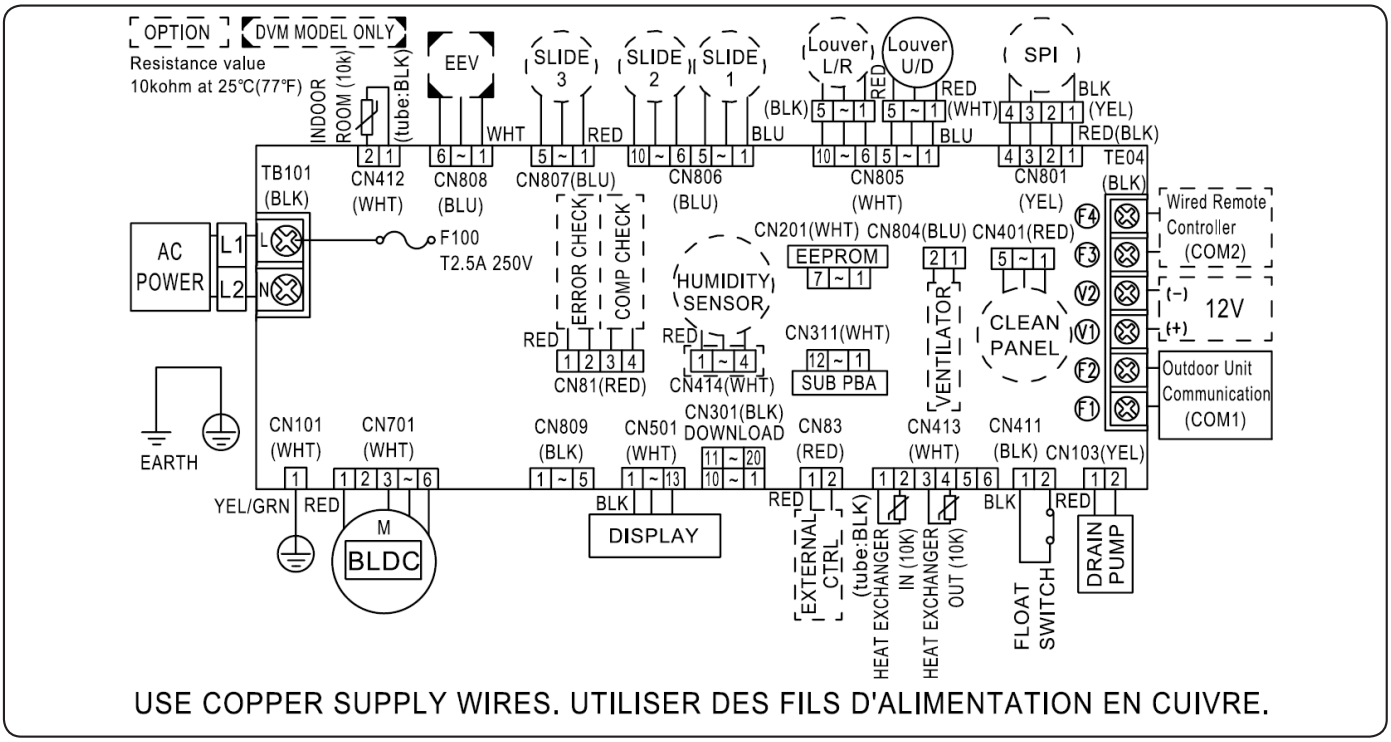

F100	FUSE	INDOOR ROOM(10K)	Thermistor - Indoor Room	VENTILATOR	Contact output port for Ventilator control
EEV	Electronic Expansion valve-Indoor Unit	HEAT EXCHANGER IN (10K)	Thermistor - IDU heat exchanger In	EXTERNAL CTRL	Input port for external contact control
SPI	S-Plasma ion	HEAT EXCHANGER OUT (10K)	Thermistor - IDU heat exchanger Out	ERROR CHECK	Contact output port for error check
M-BLDC	Indoor Fan Motor	EEPROM	EEPROM SUB PBA	COMP CHECK	Contact output port for compressor operation check
DISPLAY	Panel LED display	SUB PBA	SUB PBA for wired remote control communication		

NOTE

- This wiring diagram applies only to the indoor unit.
- Symbols show as follow :
  BLK: black, RED: red, BLU: blue, WHT: white, YEL: yellow, BRN: brown, SKY: sky blue, GRN: green
- For connection wiring indoor-outdoor transmission F1-F2, indoor-wired remote controller transmission F3-F4.
- ⏚ Protective earth(SCREW)

Sound Data

1 Way Cassette

Sound Pressure level

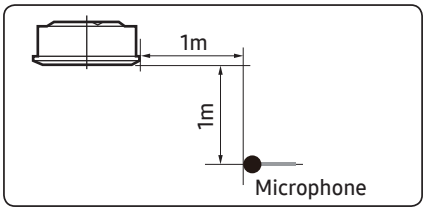

Unit: dB(A)

Model	High	Mid	Low
VOWC005S4-4P	28	26	24
VOWC007S4-4P	29	26	24
VOWC009S4-4P	32	28	24
VOWC012S4-4P	37	33	30

- NC Curve

1) VOWC005S4-4P

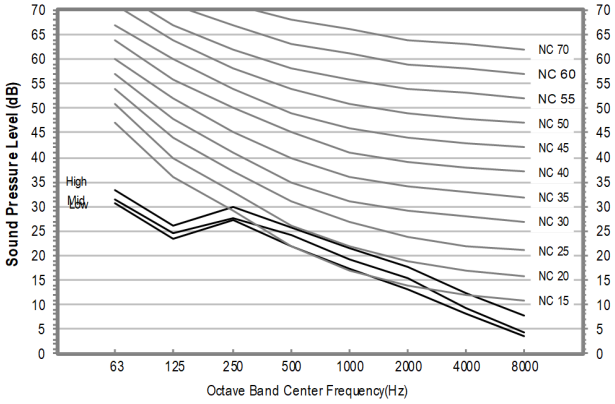

2) VOWC007S4-4P

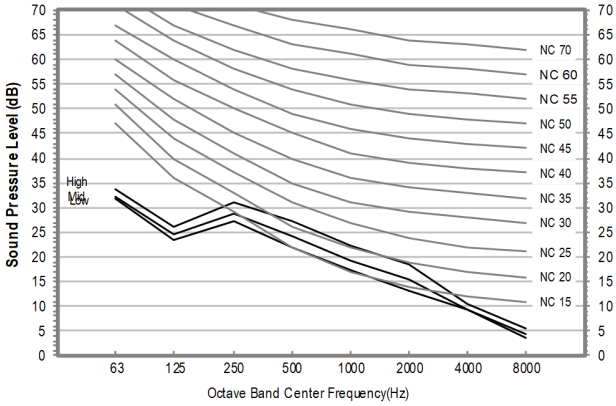

3) VOWC009S4-4P

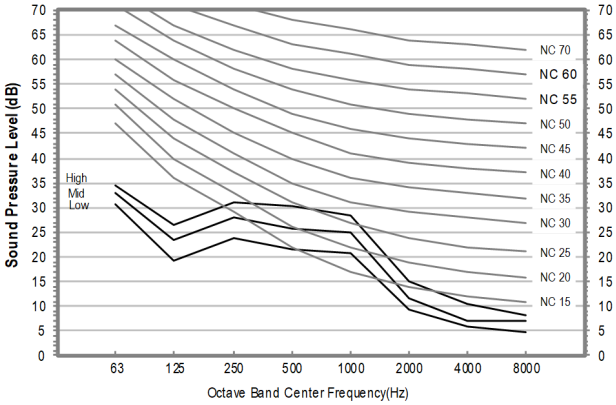

4) VOWC012S4-4P

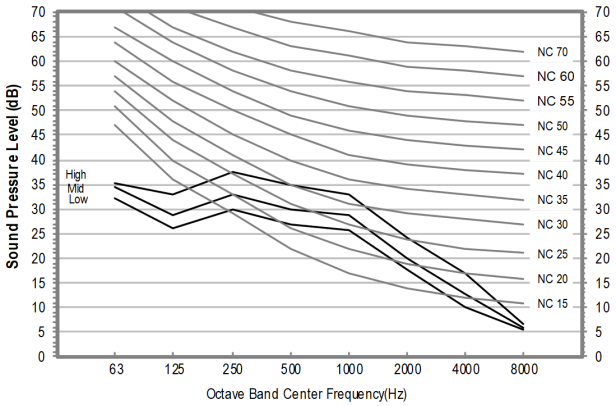

NOTE

- Specifications may be subject to change without prior notice.
  - Sound pressure level is obtained in an anechoic room.
  - Sound pressure level is a relative value, depending on the distance and acoustic environment.
  - Sound pressure level may differ depending on operation condition.
  - dBA = A weighted sound pressure level
  - Reference acoustic pressure 0 dB = 20μPa

Sound Data

1 Way Cassette

Sound Pressure level

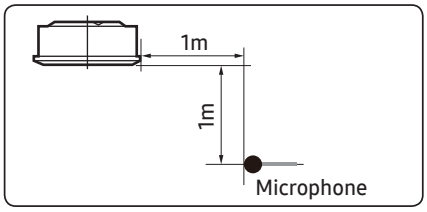

Unit: dB(A)

Model	High	Mid	Low
VOWC015S4-4P	38	37	34
VOWC018S4-4P	41	38	35
VOWC024S4-4P	43	40	37

- NC Curve

1) VOWC015S4-4P

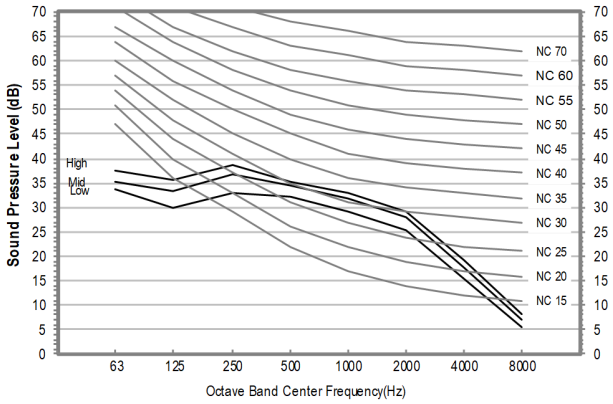

2) VOWC018S4-4P

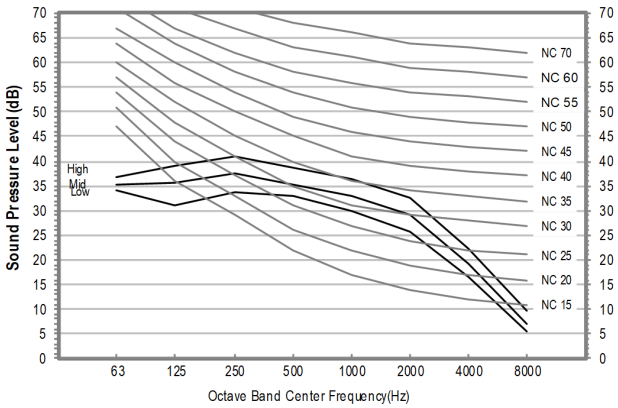

3) VOWC024S4-4P

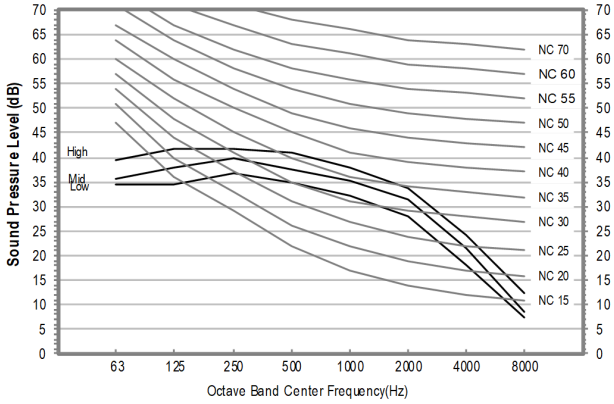

NOTE

- Specifications may be subject to change without prior notice.
  - Sound pressure level is obtained in an anechoic room.
  - Sound pressure level is a relative value, depending on the distance and acoustic environment.
  - Sound pressure level may differ depending on operation condition.
  - dBA = A weighted sound pressure level
  - Reference acoustic pressure 0 dB = 20μPa

8ound Data

1 Way Cassette

Sound Power level

Unit: dB(A)

Model	Power
VOWC005S4-4P	46
VOWC007S4-4P	47
VOWC009S4-4P	50
VOWC012S4-4P	55

NOTE

- Specifications may be subject to change without prior notice
  - Sound power level is an absolute value that a sound source generates.
  - dBA = A-weighted sound power level.
  - Reference power : 1pW.
  - Measured according to ISO 3741.

- NC Curve

1) VOWC005S4-4P

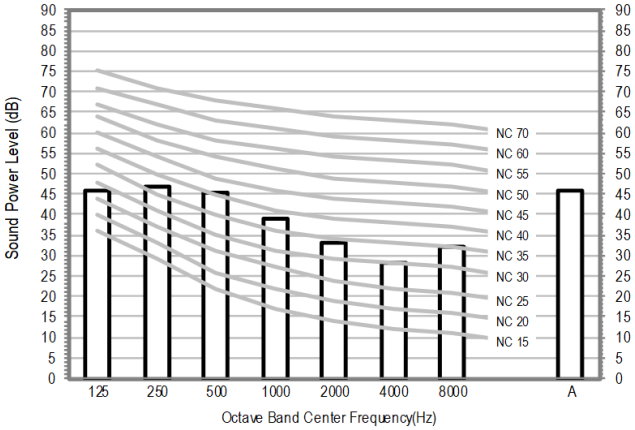

2) VOWC007S4-4P

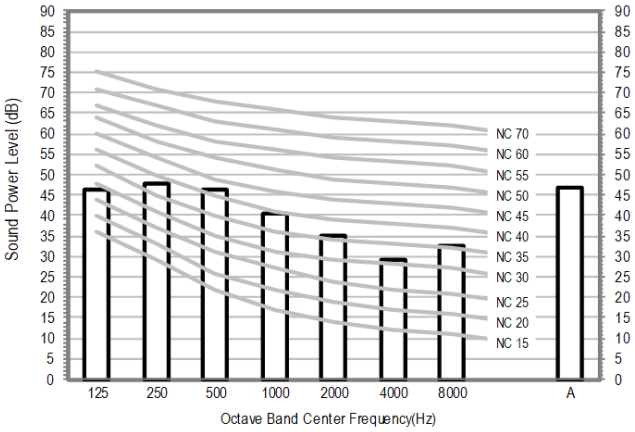

3) VOWC009S4-4P

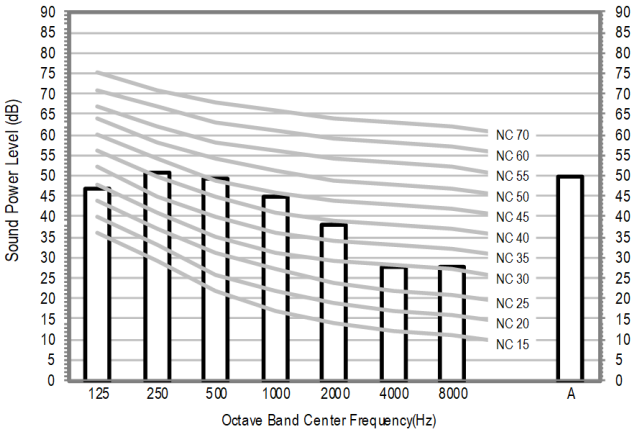

4) VOWC012S4-4P

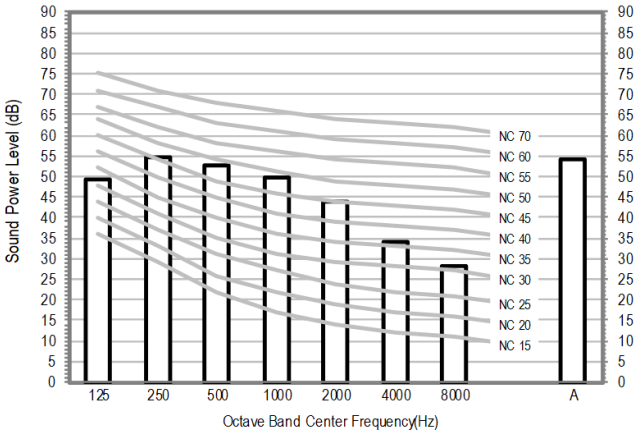

Sound Data

1 Way Cassette

Sound Power level

Unit: dB(A)

Model	Power
VOWC015S4-4P	57
VOWC018S4-4P	58
VOWC024S4-4P	60

NOTE

- Specifications may be subject to change without prior notice
  - Sound power level is an absolute value that a sound source generates.
  - dBA = A-weighted sound power level.
  - Reference power : 1pW.
  - Measured according to ISO 3741.

- NC Curve

1) VOWC015S4-4P

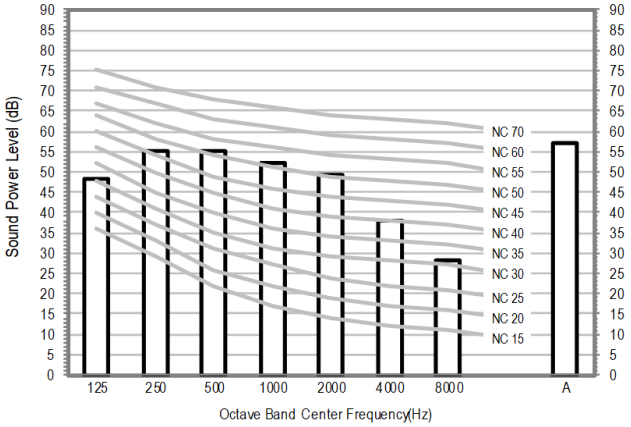

2) VOWC018S4-4P

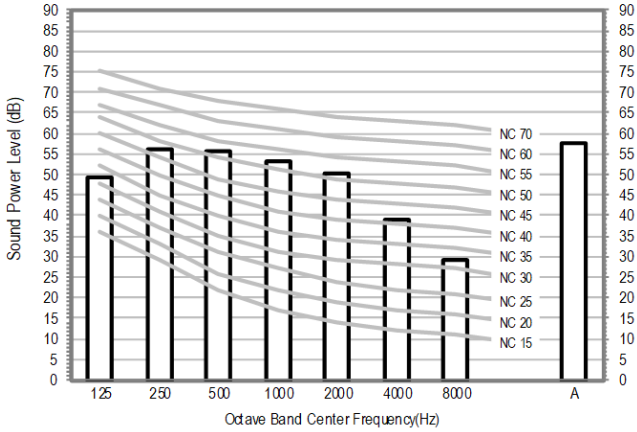

3) VOWC024S4-4P

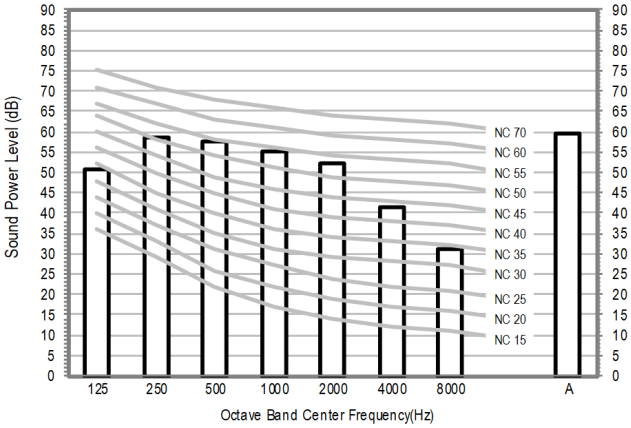

Temperature and Air Flow Distribution

1 Way Cassette

- VOWC005S4-4P

Cooling Air Velocity distribution Discharge angle : 60˚

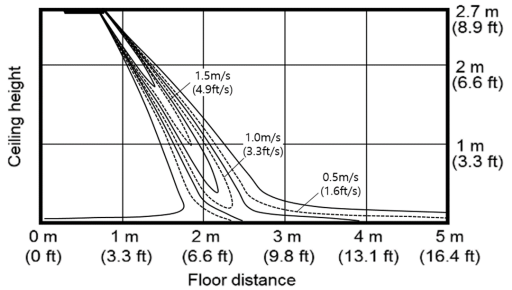

Heating Air Velocity distribution Discharge angle : 60˚

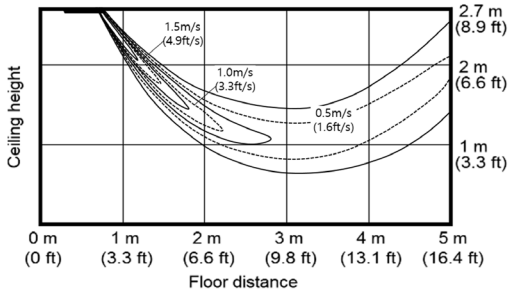

Cooling temperature distribution Discharge angle : 60˚

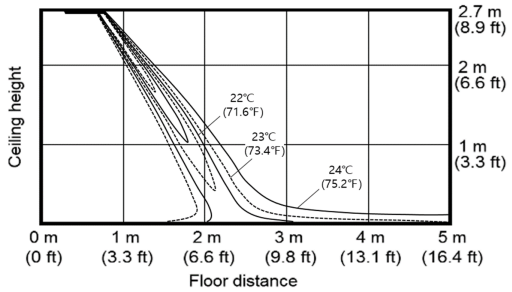

Heating temperature distribution Discharge angle : 60˚

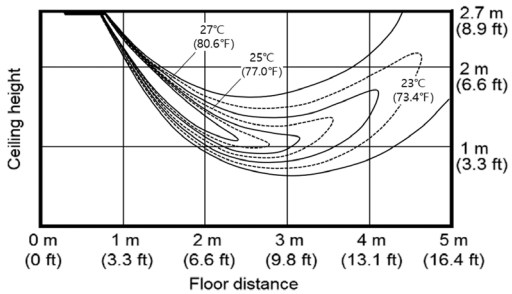

- VOWC007S4-4P

Cooling Air Velocity distribution Discharge angle : 60˚

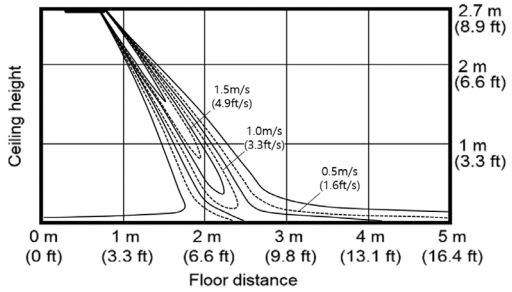

Heating Air Velocity distribution Discharge angle : 60˚

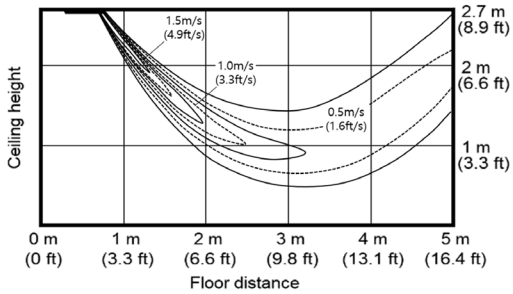

Cooling temperature distribution Discharge angle : 60˚

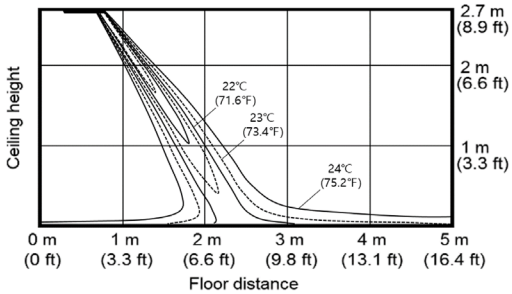

Heating temperature distribution Discharge angle : 60˚

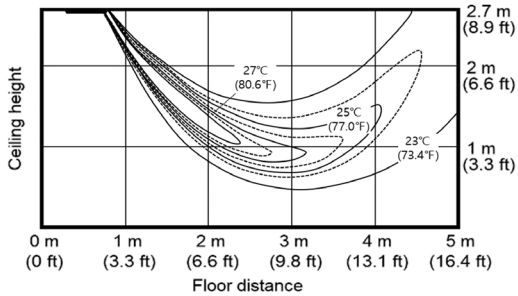

Temperature and Air Flow Distribution

1 Way Cassette

- VOWC009S4-4P

Cooling Air Velocity distribution Discharge angle : 60˚

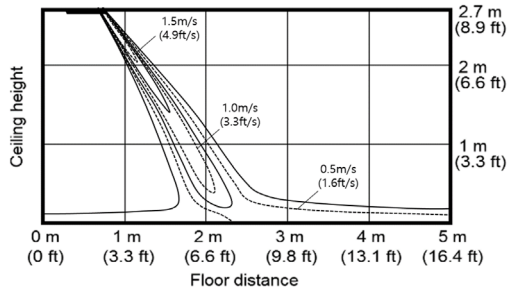

Heating Air Velocity distribution Discharge angle : 60˚

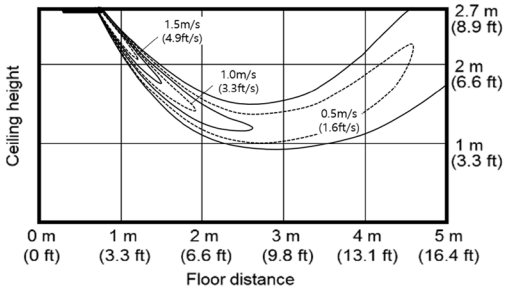

Cooling temperature distribution Discharge angle : 60˚

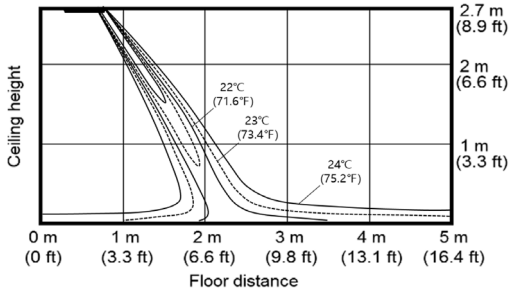

Heating temperature distribution Discharge angle : 60˚

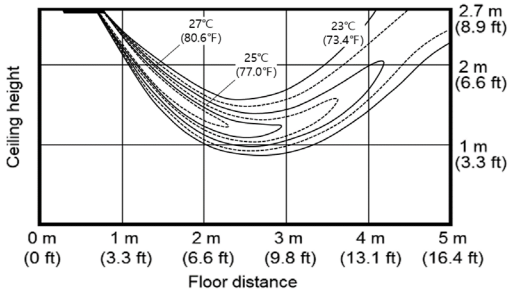

- VOWC012S4-4P

Cooling Air Velocity distribution Discharge angle : 60˚

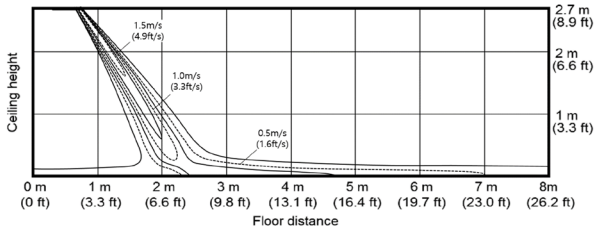

Heating Air Velocity distribution Discharge angle : 60˚

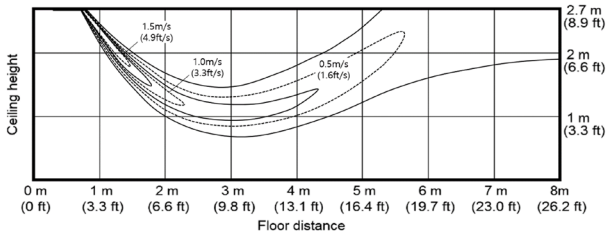

Cooling temperature distribution Discharge angle : 60˚

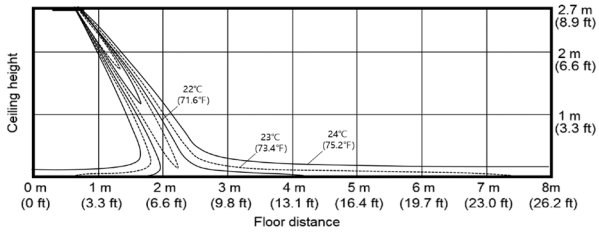

Heating temperature distribution Discharge angle : 60˚

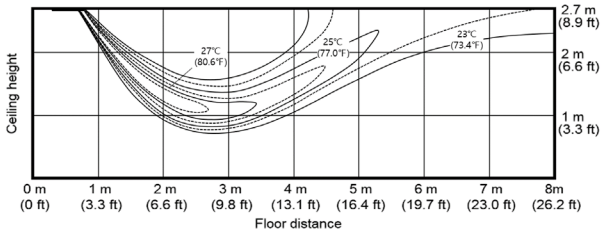

Temperature and Air Flow Distribution

1 Way Cassette

- VOWC015S4-4P

Cooling Air Velocity distribution Discharge angle : 60˚

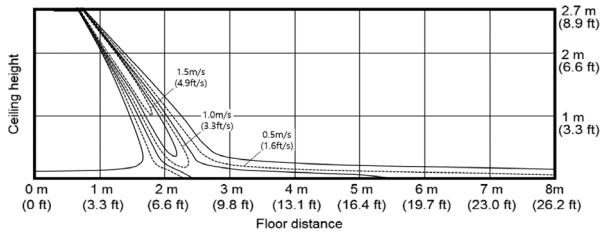

Heating Air Velocity distribution Discharge angle : 60˚

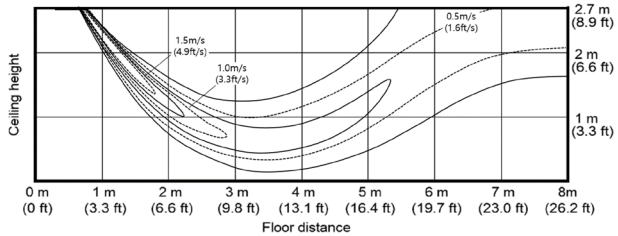

Cooling temperature distribution Discharge angle : 60˚

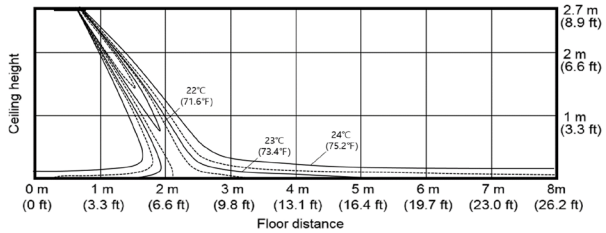

Heating temperature distribution Discharge angle : 60˚

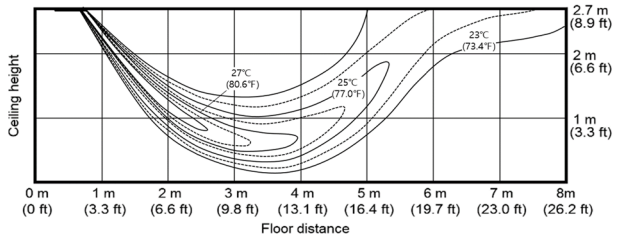

- VOWC018S4-4P

Cooling Air Velocity distribution Discharge angle : 60˚

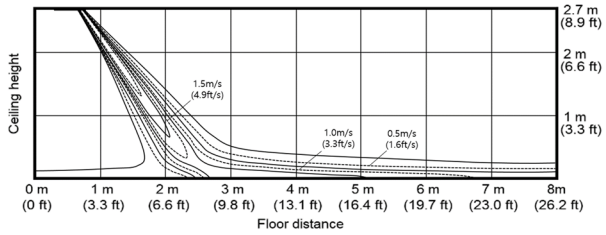

Heating Air Velocity distribution Discharge angle : 60˚

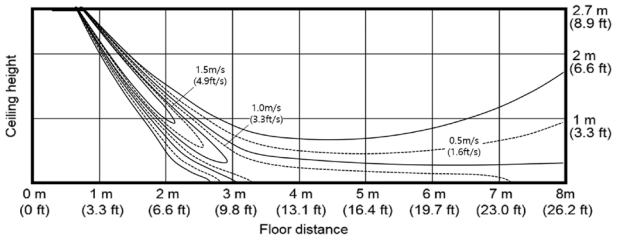

Cooling temperature distribution Discharge angle : 60˚

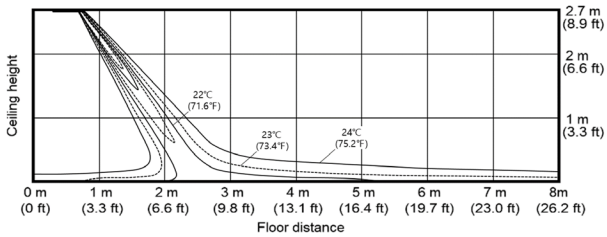

Heating temperature distribution Discharge angle : 60˚

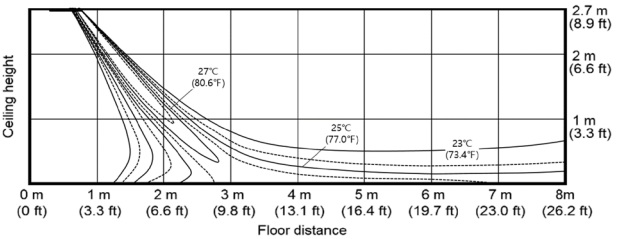

Temperature and Air Flow Distribution

1 Way Cassette

- VOWC024S4-4P

Cooling Air Velocity distribution Discharge angle : 60˚

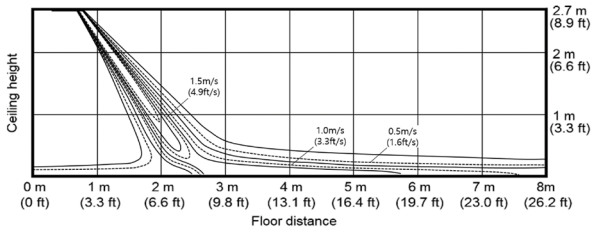

Heating Air Velocity distribution Discharge angle : 60˚

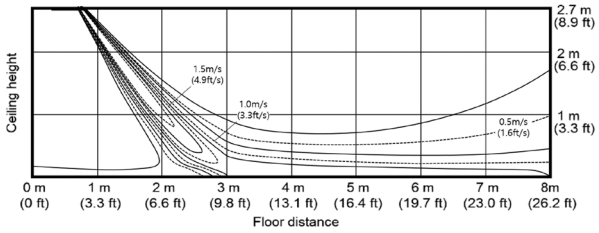

Cooling temperature distribution Discharge angle : 60˚

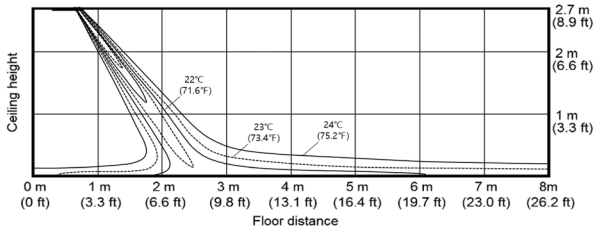

Heating temperature distribution Discharge angle : 60˚

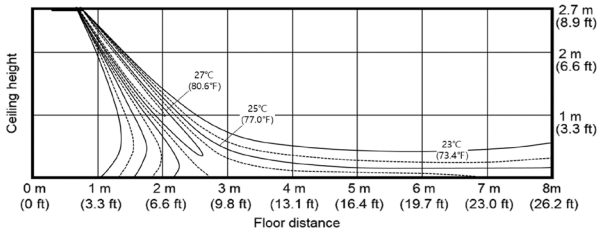

Piping Diagram

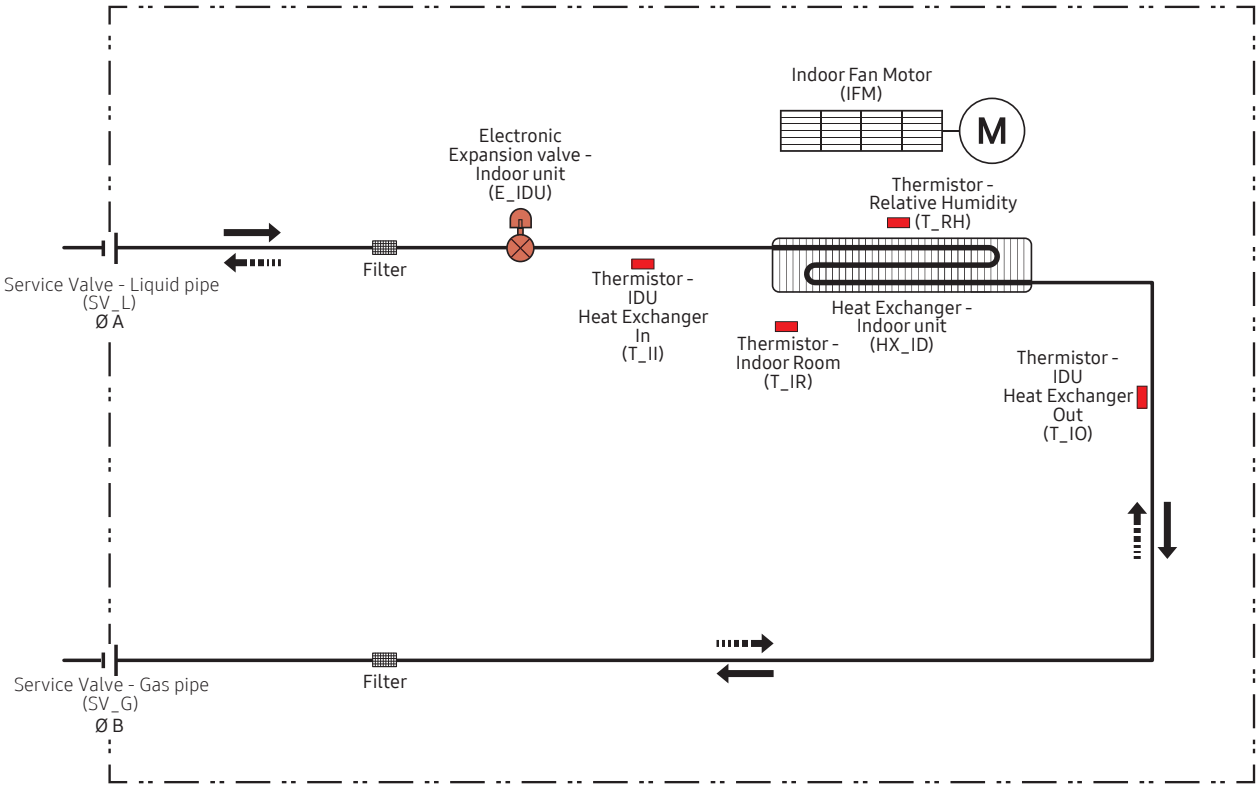

Refrigerant flow	
Cooling	Heating
→	⇢

Unit : mm [Inches]

Model	A	B
VOWC005S4-4P	6.35(1/4)	12.70(1/2)
VOWC007S4-4P	6.35(1/4)	12.70(1/2)
VOWC009S4-4P	6.35(1/4)	12.70(1/2)
VOWC012S4-4P	6.35(1/4)	12.70(1/2)
VOWC015S4-4P	6.35(1/4)	12.70(1/2)
VOWC018S4-4P	6.35(1/4)	12.70(1/2)
VOWC024S4-4P	9.52(3/8)	15.88(5/8)

AHRI CERTIFIED®
www.ahridirectory.org
Variable Refrigerant Flow (VRF) Multi-Split AC and HP
AHRI Standard 1230

C ETL LISTED US
Intertek

LENNOX

Visit us at www.lennox.com
For the latest technical information, www.lennoxcommercial.com
Contact us at 1-800-4-LENNOX

NOTE - Due to Lennox' ongoing commitment to quality, Specifications, Ratings and Dimensions subject to change without notice and without incurring liability.
Improper installation, adjustment, alteration, service or maintenance can cause property damage or personal injury.
Installation and service must be performed by a qualified installer and servicing agency.