

# Submittal Data

## VVCD060S6-5P VRF Vertical Air Handler

Job Name: \_\_\_\_\_  
 Purchaser: \_\_\_\_\_  
 Submitted to: \_\_\_\_\_  
 Unit designation: \_\_\_\_\_

Location: \_\_\_\_\_  
 Engineer: \_\_\_\_\_  
 Reference \_\_\_\_\_ Approval \_\_\_\_\_ Construction \_\_\_\_\_  
 Schedule #: \_\_\_\_\_

### General Information

- Compatible with R-32 VRF air, water, and mini-VRF systems.
- The system shall have a built-in Wi-Fi adapter as standard to allow control and monitoring using the Samsung SmartThings app.

### Construction

- Insulated, galvanized steel.

### Refrigerant System

- The heat exchanger shall be mechanically bonded aluminum fin to copper tube.
- Refrigerant flow shall be controlled by electronic an expansion valve at the indoor unit.
- The indoor unit shall include an R32 alarm output plug for simple notification or interlock of third-party equipment upon R32 leak detection (VSTAT10P-1 accessory required).

### Indoor Fan

- Three fan speeds and auto setting.

### Controls

- Control wiring shall be 2 X 16 AWG wire.
- The unit shall be operated via a wired remote controller model VSTAT04P-1, purchased separately.
- Dual set temperature support when connected to supported controllers.
- Wired or wireless controllers must be purchased separately.

### External Heat Control

- External heat control functionality allows for configuration of fan operation during auxiliary heat operation, defrost, and emergency heat (VSTAT10P-1 accessory required when controlling heating devices other than V1EHK0\*-1P electric heat kits).
- External heat control configuration settings include outside ambient external heat lockout, outside ambient compressor lockout, and time delay options (VSTAT10P-1 accessory required when controlling heating devices other than V1EHK0\*-1P electric heat kits).
- Emergency heat functionality allows the system to continue controlling the external heat source even when system errors prevent the heat pump from operating (VSTAT10P-1 accessory required when controlling heating devices other than V1EHK0\*-1P electric heat kits).
- External heat control functionality allows for configuration of fan operation during auxiliary heat operation, defrost, and emergency heat.
- Emergency heat functionality allows the system to continue controlling the external heat source even when system errors prevent the heat pump from operating.

### Convenience

- Emergency Temperature Output (ETO) function: when indoor unit is in error status or when room temperature exceeds configurable temperature level, the system outputs a signal to an external source, e.g., backup system, building management system, alert device (ex: status light, warning lamp, buzzer).



# Specifications **VVCD060S6-5P**

Model	Indoor Unit Model Number		VVCD060S6-5P
Performance	Nominal Capacity	Cooling (Btu/h)	60,000
		Heating (Btu/h)	64,000
Power	Voltage	ø / V / Hz	1 / 208-230 / 60
	Operating Current (max.)	Cooling (A)	2.74
		Heating (A)	2.74
	MCA	A	4.1
	MOP	A	15
Evaporator Fan	Type		Constant Torque With Double-inlet, Forward Curve, Centrifugal Fan
	Consumption	Watts	590
	External Static Pressure	Standard ("WC)	0.40
		Min. / Max. ("WC)	0.1 / 1
Airflow	Air Volume (L/M/H/Turbo)	Cooling (CFM)	1,113 / 1,391 / 1,769
		Heating (CFM)	1,113 / 1,391 / 1,769
Refrigerant	Type		R-32
	A2L Leak Detection		Integral
Pipe Connections	Refrigerant	High side	3/8
		Low side	3/4
	Condensate		3/4" FNPT
Dimensions	W X H X D	In.	24 1/2 X 58 11/16 X 21
	Weight	lbs.	175.00
	Duct Connections (W X H)	Supply (in.)	14 1/4 X 21 3/4
		Return (ID, in.)	24 1/2 X 21 3/4
Sound Pressure Level	Low / Med. / High	dB(A)	42 / 44 / 46
Safety	Certifications		UL 60335-2-40

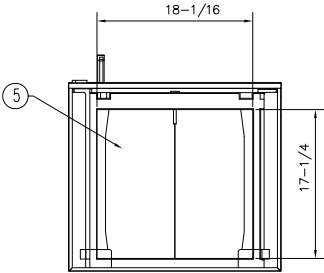
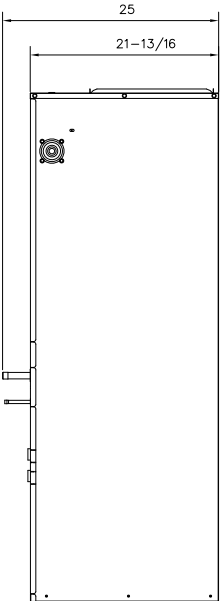

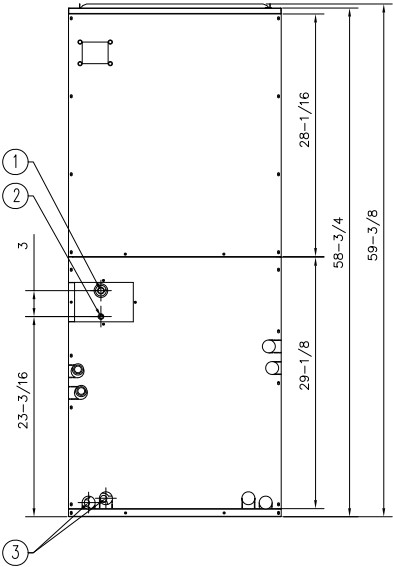
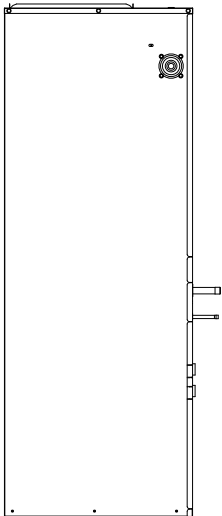
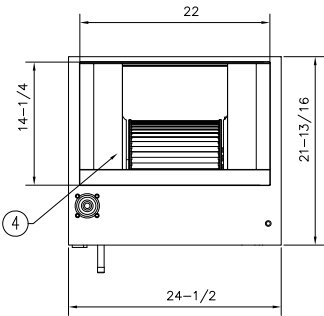
## Accessories **VVCD060S6-5P**

Filter box		V1FBS03-4P
Wired controller	Advanced	VSTAT04P-1
	Touchscreen	VSTAT02P-1
Thermostat adapter (for connection to standard 24VAC thermostats)		VSTAT09P-1
Wireless signal control	Wireless signal receiver	VCTRL10P-1
	Wireless controller	VSTAT01P-1
External temperature sensor		VCTRL11P-1
External contact control interface module		VSTAT10P-1
CN83 Pigtail (for 12VDC VENT output)		JV DB39-01263A CN83 Pigtail
Supplemental electric heat kit	5kW	V1EHK05-1P
	10kW	V1EHK06-1P
	15kW	V1EHK07-1P
	20kW	V1EHK08-1P

# Dimensional Drawing

## VVCD060S6-5P

Unit: Inches



No.	Description
1	Gas pipe connection (braze) (3/4)
2	Liquid pipe connection (braze) (3/8)
3	Drain pipe connection
4	Air outlet opening
5	Air inlet opening