CUT SIZE: 4-3/4"W x 7"H

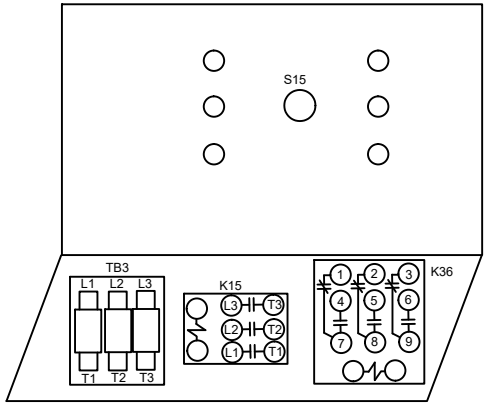

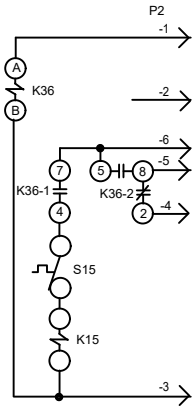

2 FUSE SIZE CHART

UNIT	VOLTAGE	FUSE SIZE
ECB27-10	G	20A
	J	——
ECB27-15	G	25A
	J	——
ECB27-20	G	35A
	J	25A
ECB27-25	G	40A
	J	35A

DESCRIPTION	
KEY	COMPONENT
F3	FUSE-ELECTRIC HEAT
HE1	ELEMENT-ELECTRIC HEAT 1
K15,-1	CONTACTOR-ELECTRIC HEAT
K36,-1,2,3	RELAY-HEAT BLOWER
P2	PLUG-ELECTRIC HEAT
S15	SWITCH-LIMIT,PRIMARY,ELECT HEAT
S20	SWITCH-LIMIT,SECONDARY,ELECT HEAT
TB3	TERMINAL STRIP-ELECTRIC HEAT

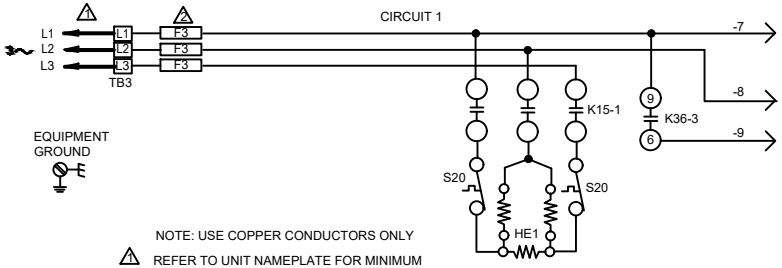

NOTE: USE COPPER CONDUCTORS ONLY

1 REFER TO UNIT NAMEPLATE FOR MINIMUM CIRCUIT AMPACITY AND MAXIMUM OVERCURRENT PROTECTION SIZE.

LINE VOLTAGE FIELD INSTALLED

HEATING-ELECTRIC	
ECB47-10-G	ECB47-25-G
ECB47-15-G	ECB47-20-J
ECB47-20-G	ECB47-25-J
	Supersedes
05/24	Form No. 538461-01

© 2009 Litho U.S.A.

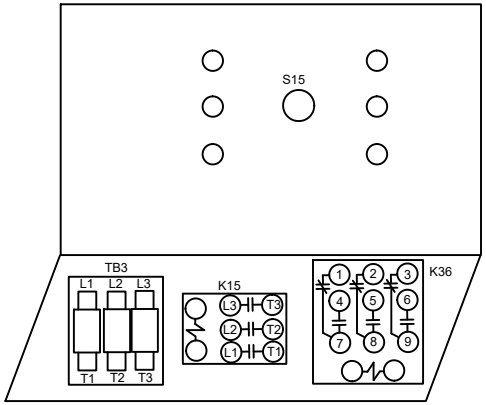

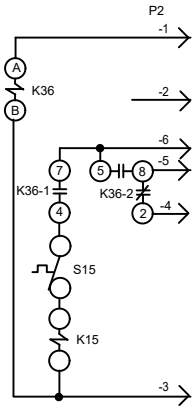

2 FUSE SIZE CHART

UNIT	VOLTAGE	FUSE SIZE
ECB27-10	G	20A
	J	——
ECB27-15	G	25A
	J	——
ECB27-20	G	35A
	J	25A
ECB27-25	G	40A
	J	35A

DESCRIPTION	
KEY	COMPONENT
F3	FUSE-ELECTRIC HEAT
HE1	ELEMENT-ELECTRIC HEAT 1
K15,-1	CONTACTOR-ELECTRIC HEAT
K36,-1,2,3	RELAY-HEAT BLOWER
P2	PLUG-ELECTRIC HEAT
S15	SWITCH-LIMIT,PRIMARY,ELECT HEAT
S20	SWITCH-LIMIT,SECONDARY,ELECT HEAT
TB3	TERMINAL STRIP-ELECTRIC HEAT

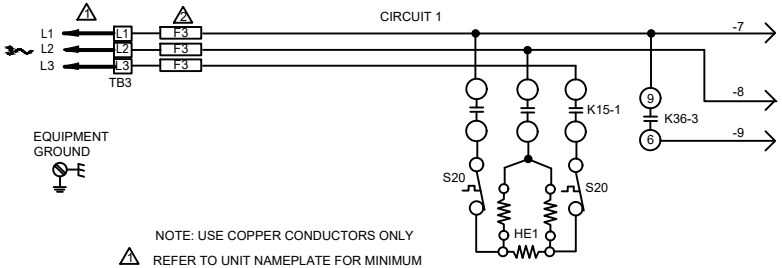

NOTE: USE COPPER CONDUCTORS ONLY

1 REFER TO UNIT NAMEPLATE FOR MINIMUM CIRCUIT AMPACITY AND MAXIMUM OVERCURRENT PROTECTION SIZE.

LINE VOLTAGE FIELD INSTALLED

HEATING-ELECTRIC	
ECB47-10-G	ECB47-25-G
ECB47-15-G	ECB47-20-J
ECB47-20-G	ECB47-25-J
	Supersedes
05/24	Form No. 538461-01

© 2009 Litho U.S.A.