CUT SIZE: 6" WIDE x 7-1/2" Tall

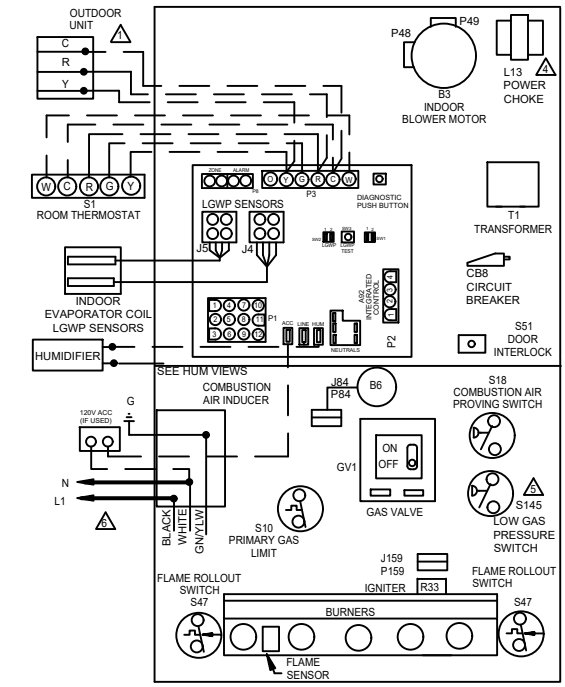

BLOWER SPEED CHART (ML193DF)					
	FACTORY CONNECTED SPEED TAPS				
UNIT	COOL	HEAT	FAN	PARK	PARK
045XE36BK	BLACK	YELLOW	RED	BROWN	BLUE
070XE36BK	BLACK	BLUE	RED	BROWN	YELLOW
090XE48CK	BLACK	BLUE	RED	BROWN	YELLOW
BLOWER SPEED SELECTION					
HI ←				→ LO	
SPEED TAPS	BLACK	BROWN	BLUE	YELLOW	RED

JACK/PLUG CHART	
J,P48	JACK/PLUG-INDOOR BLOWER-POWER
J,P49	JACK/PLUG-INDOOR BLOWER-SPD TAP
P1,P58	JACK/PLUG-BURNER CONTROL
J,P84	JACK/PLUG-COMB AIR INDUCER
J,P135	JACK/PLUG-SECONDARY LIMIT
P2,P156	JACK/PLUG-INDUCER/IGNITER
J,P159	JACK/PLUG-IGNITION

120VAC HUMIDIFIER — TO N — TO L1 — HUM AT IFC

NOTE-
IF ANY WIRE IN THIS APPLIANCE IS REPLACED,IT MUST BE REPLACED WITH WIRE OF LIKE SIZE, RATING,INSULATION THICKNESS AND TERMINATION.

1. 'R' REQUIRED ON SOME OUTDOOR UNITS
2. PARK TERMINALS ARE UNPOWERED TERMINALS. ALL UNUSED MOTOR LEADS MUST BE WIRED TO A PARK TERMINAL.
3. DO NOT USE RED (LOW SPEED) MOTOR LEAD FOR HEATING ON 070, OR 090 UNITS. RESULTING TEMPERATURE RISE WILL BE OUTSIDE OF RISE RANGE.
4. L13 POWER CHOKE USED ON ¾ AND 1 HP ONLY
5. S145 IS USED WITH HONEYWELL GAS VALVE WHEN APPLIED IN LP GAS UNITS
6. USE COPPER CONDUCTORS ONLY.

THERMOSTAT HEAT ANTICIPATION SETTINGS

.65 AMP	HONEYWELL VALVE
.50 AMP	WHITE-RODGERS VALVE

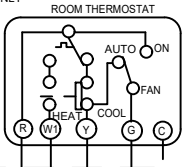

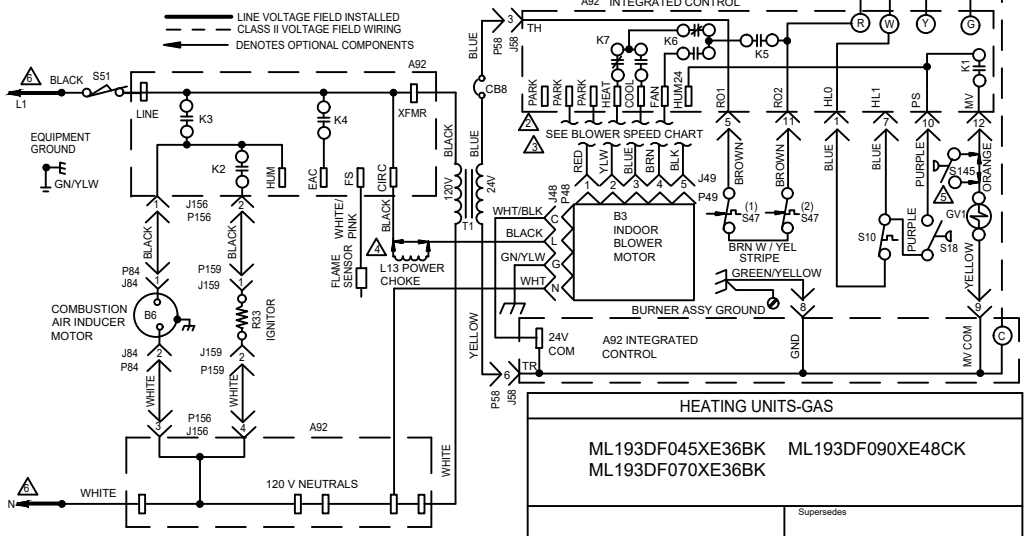

WARNING-
ELECTRIC SHOCK HAZARD,CAN CAUSE INJURY OR DEATH.UNIT MUST BE GROUNDED IN ACCORDANCE WITH NATIONAL AND LOCAL CODES.

HEATING UNITS-GAS

ML193DF045XE36BK ML193DF090XE48CK
ML193DF070XE36BK

Supersedes

09/24

Form No.
538489-01

© 2011

Litho U.S.A.