



HRV5-200-TPD

Heat Recovery Ventilator

ENGINEERING DATA

Thermally Conductive, Patented Aluminum Core

- The cross-flow heat recovery core transfers heat between the two airstreams
- Easily removed for cleaning or service

Motors And Blowers

- Each airstream has an independent motorized impeller with multiple fan speed operations

Filters

- Washable air filters in exhaust and supply airstreams

Mounting

- Threaded inserts at corners of the cabinet designed to accept the "S" hooks and hanging straps supplied with the unit

Defrost

- Recirculating damper defrost system

Case

- 20 gauge prepainted galvanized steel for superior corrosion resistance, insulated to prevent exterior condensation
- Drain connections: Two 1/2 in. (12 mm) OD
- Balancing ports are located on unit

Installer Selectable High Speed Settings

- Adjustable DIP switches are located on the circuit board, Hi3 is the factory setting
- Refer to the Installation manual for the adjustment instructions

Electronics

- The optional controls can be wall mounted in a central location of the home. 3 wire, 20 gauge (min.) 100 ft. length (max.)

CONTROL OPTIONS

22V24 S40 Smart Wi-Fi Thermostat

- Controls Unit without the need for a separate controller
- Unit can be setup based on house size ventilation rates and can be configured for timed only or ASHRAE 62.2 ventilation modes on the thermostat touchscreen

15S63 E30 Smart Wi-Fi Thermostat

- Controls Unit without the need for a separate controller
- Unit can be setup based on house size ventilation rates and can be configured for timed only or ASHRAE 62.2 ventilation modes on the thermostat touchscreen

27C77 Digital 5 Speed/4 Mode Control

- 5 speed operation on each mode
- Humidity control through adjustable Dehumidistat
- 5 user selectable operational modes: Continuous Ventilation, Continuous Recirculation, 20 ON/40 OFF, 10 ON/50 OFF, 20 ON/40 Recirculation
- 20/40/60 min. High speed override button
- Compatible with Y8251 Wireless Timer
- 3 wire connection

Y8249 Basic 2 Speed Control

- 2 speed fan setting (Low/High)
- Humidity control through adjustable Dehumidistat
- Compatible with Y8251 Wireless Timers
- 3 wire connection

TIMER OPTIONS

Y2169 Wired 20/40/60 Minute Timer - Initiates High speed Ventilation for 20, 40 or 60 minutes. 3 wire connection.

Y8251 Wireless 20/40/60 Minute Timer - Initiates High speed Ventilation for 20, 40 or 60 minutes.

Wirelessly connects to main control for ease of installation. 40' approximate range.

Y8252 Wireless Repeater - Used to extend range of Wireless Timers. Plugs into 120V power outlet.

Wirelessly connects to main control and Wireless Timer. Install at halfway point between timer and main wall control if timer is out of range.

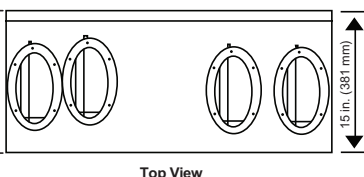
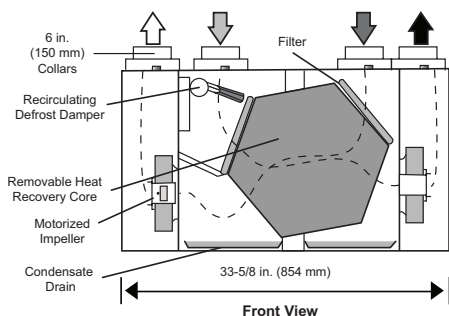
ACCESSORY OPTIONS

97E73 Duct Heater w/Electronic SCR Thermostat - 1 kW, 6 in. (152 mm)

92E66 Weatherhoods - Two 5 in. (127 mm)

Y3813 Dual Hood - One 6 in. (152 mm) opening for supply and exhaust

DIMENSIONS - Weight 57 lbs. (26 kg) - Shipping Weight 67 lbs. (30 kg)



- ☐ Stale air to outside
- ☐ Fresh air from outside
- ☐ Stale air from inside
- ☐ Fresh air to inside

NOTE:
Front clearance of 25 in. (635 mm) is recommended for servicing unit. All ducts use 6 in. (152 mm) oval collars, balancing dampers are located on all collars.

Date: _____ Contractor: _____

Tag: _____ Quantity: _____ Supplier: _____

Project: _____ Quote#: _____

Engineer: _____ Submitted By: _____

Control: _____ Timer: _____ Timer Qty: _____

PERFORMANCE (HVI certified)

Net supply airflow in cfm (L/s) against external static pressure

| External Static Pressure | Airflow |
|--------------------------|------------------|
| @ 0.1 in (50 Pa) | 203 cfm (96 L/s) |
| @ 0.2 in (50 Pa) | 193 cfm (91 L/s) |
| @ 0.3 in (75 Pa) | 182 cfm (86 L/s) |
| @ 0.4 in (100 Pa) | 170 cfm (80 L/s) |
| @ 0.5 in (125 Pa) | 159 cfm (75 L/s) |
| @ 0.6 in. (150 Pa) | 146 cfm (69 L/s) |
| @ 0.7 in. (175 Pa) | 133 cfm (63 L/s) |

Sensible Effectiveness*

| | |
|------------------------------|-----|
| @ 64 cfm (30 L/s) 32°F (0°C) | 85% |
|------------------------------|-----|

Sensible Efficiency

| | |
|------------------------------|-----|
| @ 64 cfm (30 L/s) 32°F (0°C) | 76% |
|------------------------------|-----|

| | |
|----------------------------------|-----|
| @ 102 cfm (48 L/s) -13°F (-25°C) | 70% |
|----------------------------------|-----|

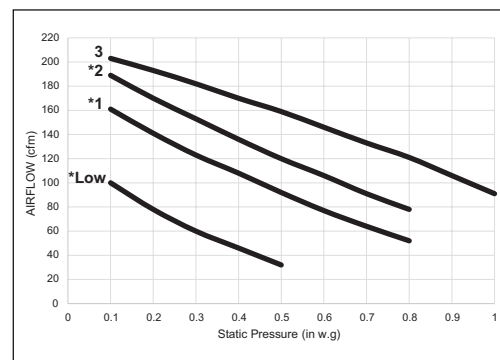
| | |
|------------|-----|
| VAC @ 60Hz | 120 |
|------------|-----|

| | |
|--|-------------|
| Fan watts @HVI Max rated CFM 32°F (0°C) test | 61 (64 cfm) |
|--|-------------|

| | |
|-------------|-----|
| Amp rating* | 1.4 |
|-------------|-----|

Sensible Efficiency - Thermal Effectiveness: Based on temperature differential between the 2 airstreams.

Efficiency - Takes into account all power inputs.



*NOTE - Not an HVI Certified Data Point..

WARRANTY

Units carry a limited lifetime warranty on the HRV core and a five year replacement parts warranty. All units conform to CSA and UL standards.

NOTE: All specifications are subject to change without notice and without incurring liability.

495843 (2024-01)