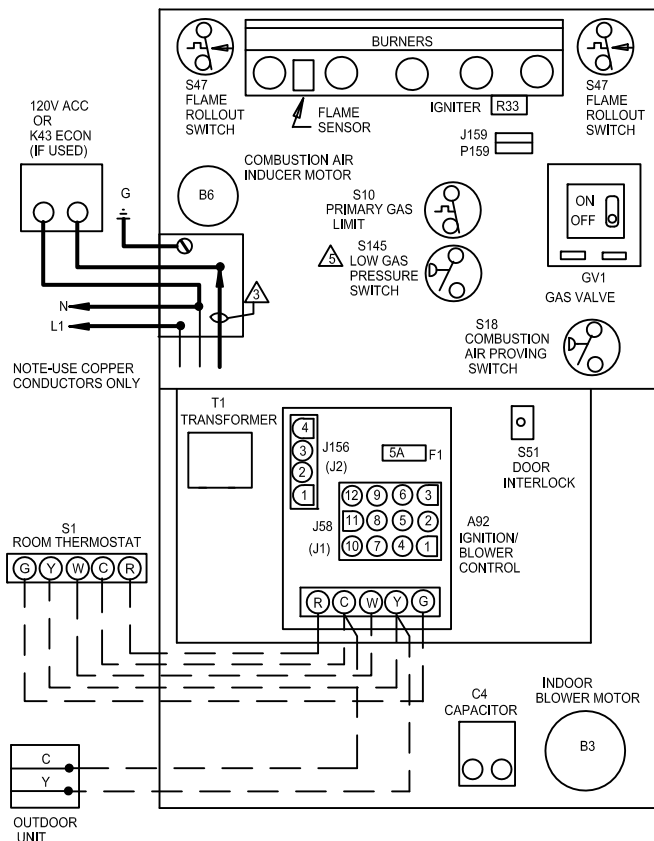


Cut size: 7-1/2" Wide x 8-5/8" tall



BLOWER SPEED CHART				
UNIT	FACTORY CONNECTED SPEED TAPS			MOTOR SPEEDS AVAIL.
	COOL	HEAT	PARK	
045XP24B		YELLOW	BLACK, RED	4
045XP36B		RED	BLACK, YELLOW	4
070XP36B		YELLOW	BLACK, RED	4
090XP36C		BROWN	BLACK, YELLOW, RED	4
090XP48C		YELLOW	BLACK, RED	4
090XP60C		YELLOW	BLACK, RED	4
110XP48C	BLACK	BLACK	BROWN, YELLOW, RED	4
110XP60C	BLACK	BROWN	YELLOW, RED	4
135XP60D	BLACK	BROWN	YELLOW, RED	4

BLOWER SPEED SELECTION
HI ← → LO

SPEED TAPS	BLACK	BROWN	YELLOW	RED	4
------------	-------	-------	--------	-----	---

THERMOSTAT HEAT ANTICIPATION SETTINGS	
.65 AMP	HONEYWELL VALVE

JACKPLUG CHART	
J.P58	JACK/PLUG-BURNER CONTROL
J.P156	JACK/PLUG-INDUCER/IGNITER
J.P159	JACK/PLUG-IGNITER

WARNING-
ELECTRIC SHOCK HAZARD. CAN CAUSE INJURY OR DEATH. UNIT MUST BE GROUNDED IN ACCORDANCE WITH NATIONAL AND LOCAL CODES

NOTE-
IF ANY WIRE IN THIS APPLIANCE IS REPLACED, IT MUST BE REPLACED WITH WIRE OF LIKE SIZE, RATING, INSULATION THICKNESS AND TERMINATION

IMPORTANT-
TO PREVENT MOTOR BURNOUT, NEVER CONNECT MORE THAN ONE LEAD TO ANY ONE CONNECTION

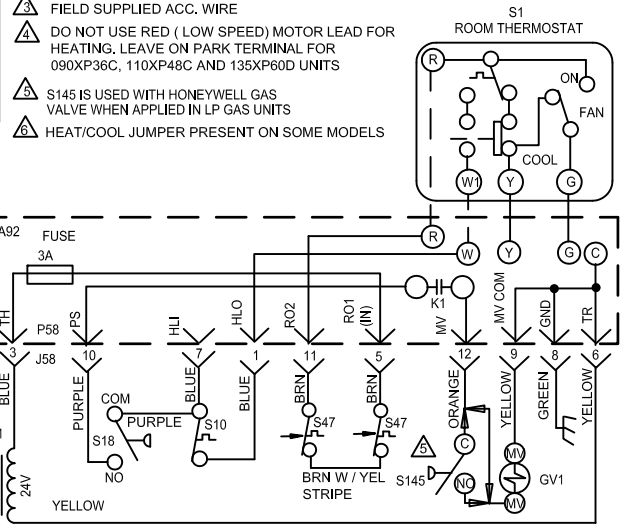
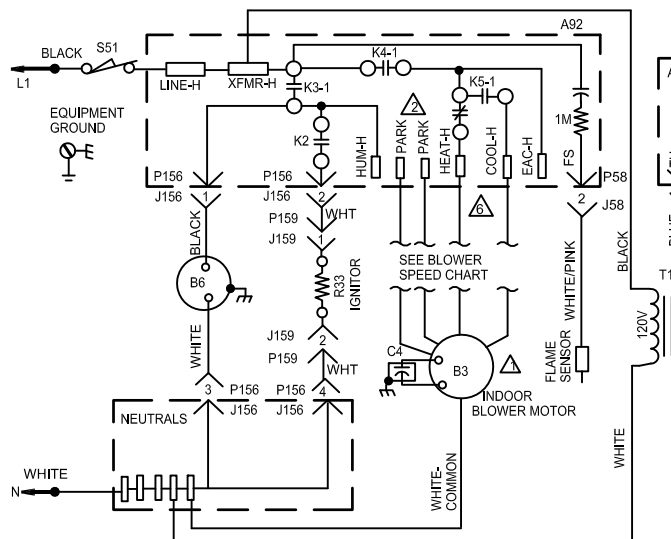
⚠️ PARK TERMINALS ARE UNPOWERED TERMINALS. ALL UNUSED MOTOR LEADS MUST BE WIRED TO A PARK TERMINAL

⚠️ FIELD SUPPLIED ACC. WIRE

⚠️ DO NOT USE RED (LOW SPEED) MOTOR LEAD FOR HEATING. LEAVE ON PARK TERMINAL FOR 090XP36C, 110XP48C AND 135XP60D UNITS

⚠️ S145 IS USED WITH HONEYWELL GAS VALVE WHEN APPLIED IN LP GAS UNITS

⚠️ HEAT/COOL JUMPER PRESENT ON SOME MODELS



LENNOX HEATING UNITS-GAS

ML195UH045XP24B	ML195UH090XP48C
ML195UH045XP36B	ML195UH110XP48C
ML195UH070XP36B	ML195UH110XP60C
ML195UH090XP36C	ML195UH135XP60D
	ML195UH090XP60C

Supersedes

0118

Form No.
537554-01

— DENOTES OPTIONAL COMPONENTS
— LINE VOLTAGE FIELD INSTALLED
— CLASS II VOLTAGE FIELD WIRING