CUT SIZE: 6-1/2" WIDE x 8-1/8" TALL

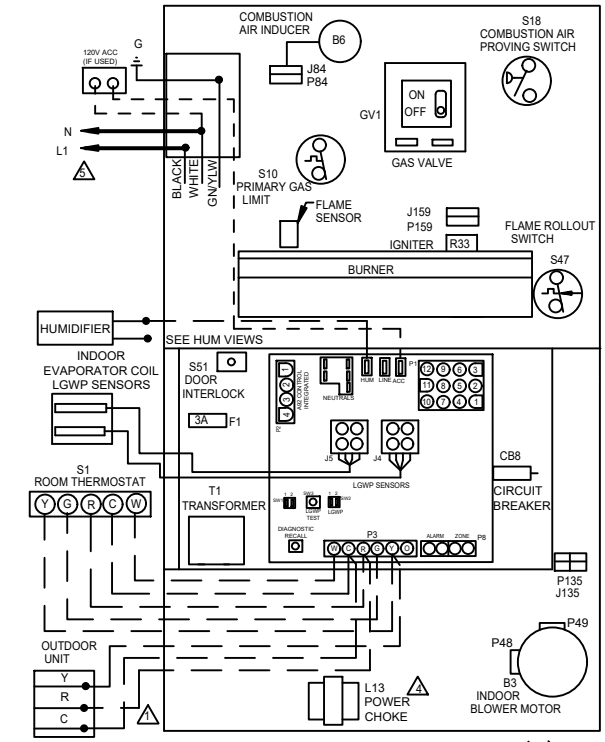

BLOWER SPEED CHART				
	FACTORY CONNECTED SPEED TAPS			
UNIT	COOL	HEAT	FAN	PARK
80UH-100K	BLACK	YELLOW	RED	BROWN,BLUE
	BLOWER SPEED SELECTION			
	HI ←			→ LO
SPEED TAPS	BLACK	BROWN	BLUE	YELLOW	RED

	JACK/PLUG CHART
J,P48	JACK/PLUG-INDOOR BLOWER-POWER
J,P49	JACK/PLUG-INDOOR BLOWER-SPD TAP
J,P1	JACK/PLUG-BURNER CONTROL
J,P84	JACK/PLUG-COMB AIR INDUCER
J,P135	JACK/PLUG-SECONDARY LIMIT (S)
J,P2	JACK/PLUG-INDUCER/IGNITER
J,P159	JACK/PLUG-IGNITION

120VAC HUMIDIFIER — TO N — TO L1 — HUM AT IFC

1. 'R' REQUIRED ON SOME OUTDOOR UNITS
2. PARK TERMINALS ARE UNPOWERED TERMINALS. ALL UNUSED MOTOR LEADS MUST BE WIRED TO A PARK TERMINAL.
3. DO NOT USE RED (LOW SPEED) MOTOR LEAD FOR HEATING SPEED RESULTING TEMPERATURE RISE WILL BE OUTSIDE OF RISE RANGE.
4. L13 POWER CHOKE USED ON $\frac{3}{4}$ AND 1 HP ONLY
5. USE COPPER CONDUCTORS ONLY.

NOTE-
IF ANY WIRE IN THIS APPLIANCE IS REPLACED,IT MUST BE REPLACED WITH WIRE OF LIKE SIZE, RATING,INSULATION THICKNESS AND TERMINATION.

THERMOSTAT HEAT ANTICIPATION SETTINGS

.65 AMP	HONEYWELL VALVE
.50 AMP	WHITE-RODGERS VALVE
.70 AMP	SIT VALVE

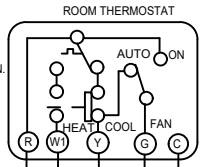

LINE VOLTAGE FIELD INSTALLED
CLASS II VOLTAGE FIELD WIRING
DENOTES OPTIONAL COMPONENTS

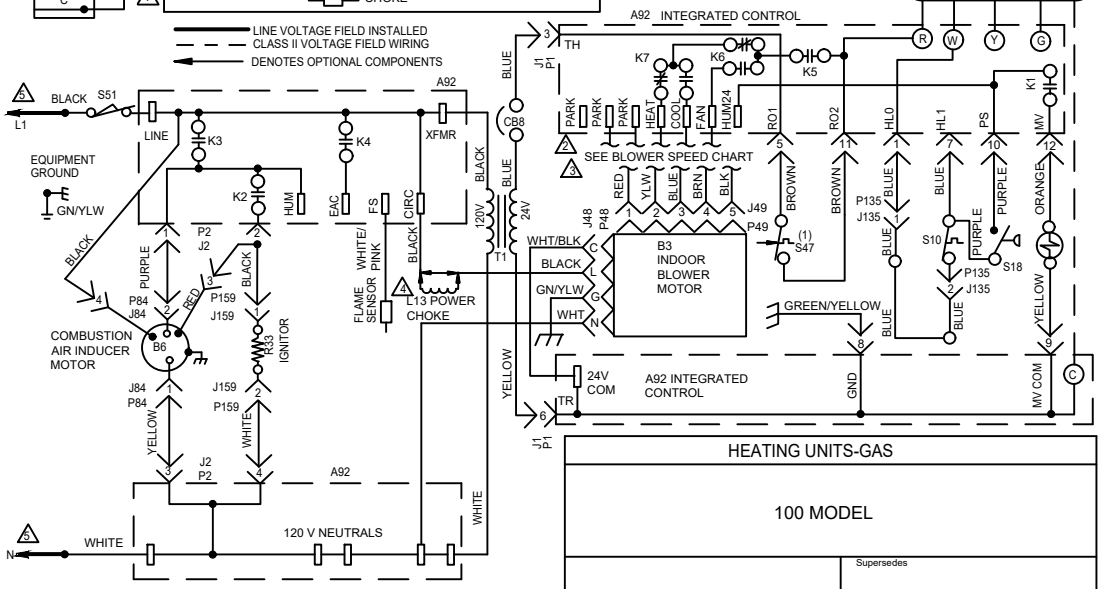

WARNING-
ELECTRIC SHOCK HAZARD,CAN CAUSE INJURY OR DEATH.UNIT MUST BE GROUNDED IN ACCORDANCE WITH NATIONAL AND LOCAL CODES.

HEATING UNITS-GAS

100 MODEL

Supersedes

11/24

Form No.
538505-01

© 2011

Litho U.S.A.