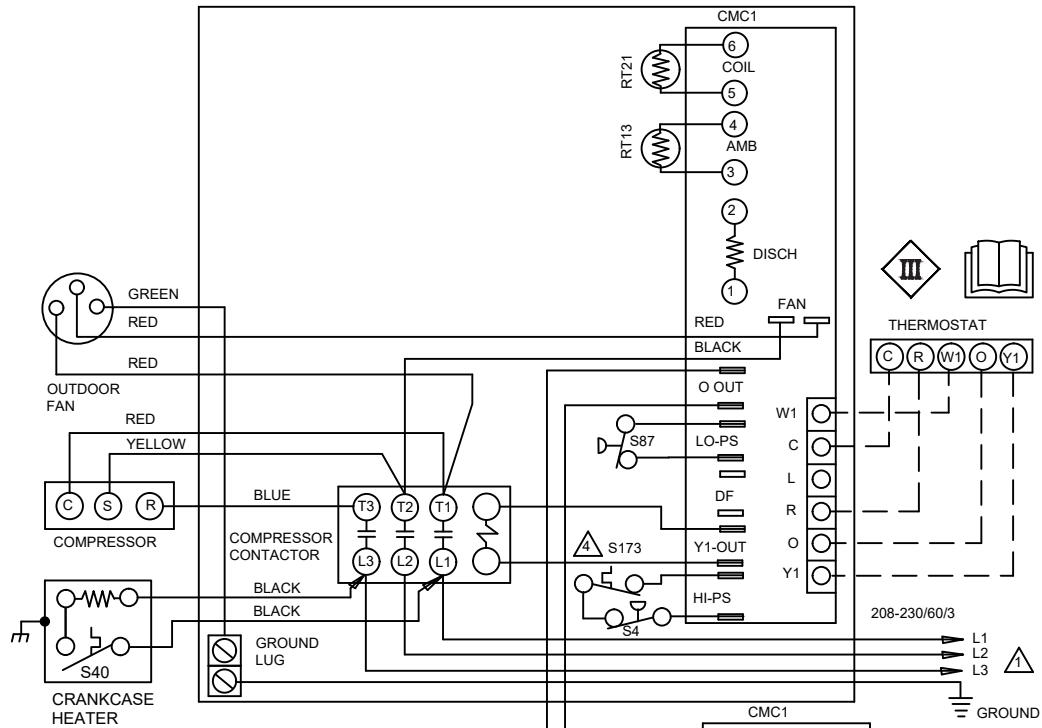
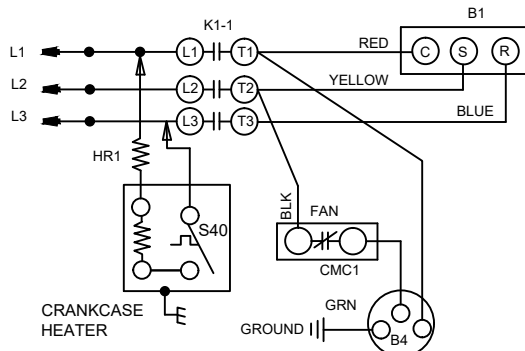


CUT SIZE: 6-1/8" WIDE x 10-1/4" TALL

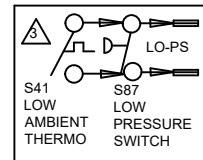
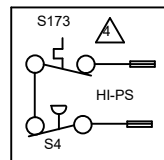
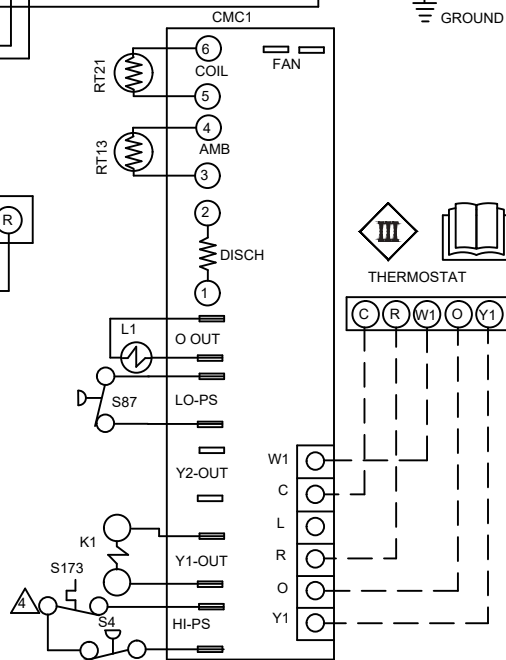


208-230/60/3



- 1 NOTE-FOR USE WITH COPPER CONDUCTORS ONLY. REFER TO UNIT RATING PLATE FOR MINIMUM CIRCUIT AMOACITY AND MAXIMUM OVERCURRENT PROTECTION SIZE
- 2 NOTE-IF ANY WIRE IN THIS APPLIANCE IS REPLACED, IT MUST BE REPLACED WITH WIRE OF LIKE SIZ, RATING,INSULATION THICKNESS AND TERMINATION
- 3 S41 TO BE MOUNTED IN CONTROL BOX AND WIRED IN PARALLEL WITH LOW PRESSURE SWITCH
- 4 S173 SWITCH USED ONLY IN UNITS EQUIPPED WITH COMPRESSORS WHICH DO NOT INCLUDE INTERNAL SWITCH

KEY	DESCRIPTION	COMPONENT
B1	COMPRESSOR	
B4	MOTOR-OUTDOOR FAN	
C12	CAPACITOR-DUAL	
CMC1	CONTROL-DEFROST	
HR1	HEATER-COMPRESSOR	
K1,-1	CONTACTOR-COMPRESSOR	
L1	VALVE-REVERSING	
S4	SWITCH-HIGH PRESSURE	
S6	SWITCH-DEFROST	
S40	TERMOSTAT-CRANKCASE	
S41	TERMOSTAT-LOW AMBIENT	
S87	SWITCH-LOW PRESS, COMP 1	
S173	SWITCH-THERMAL PROTECTION	



— LINE VOLTAGE FIELD INSTALLED
 - - - CLASS II VOLTAGE FIELD WIRING

← DENOTES OPTIONAL COMPONENTS

SINGLE SPEED HP Supersedes

11/25 **Form No. 538595-01**