

MWMD WALL | High Efficiency



Wall-Mount Indoor Units | **R-32** | 60 Hz
RESIDENTIAL / COMMERCIAL
PRODUCT SPECIFICATIONS (EHB)

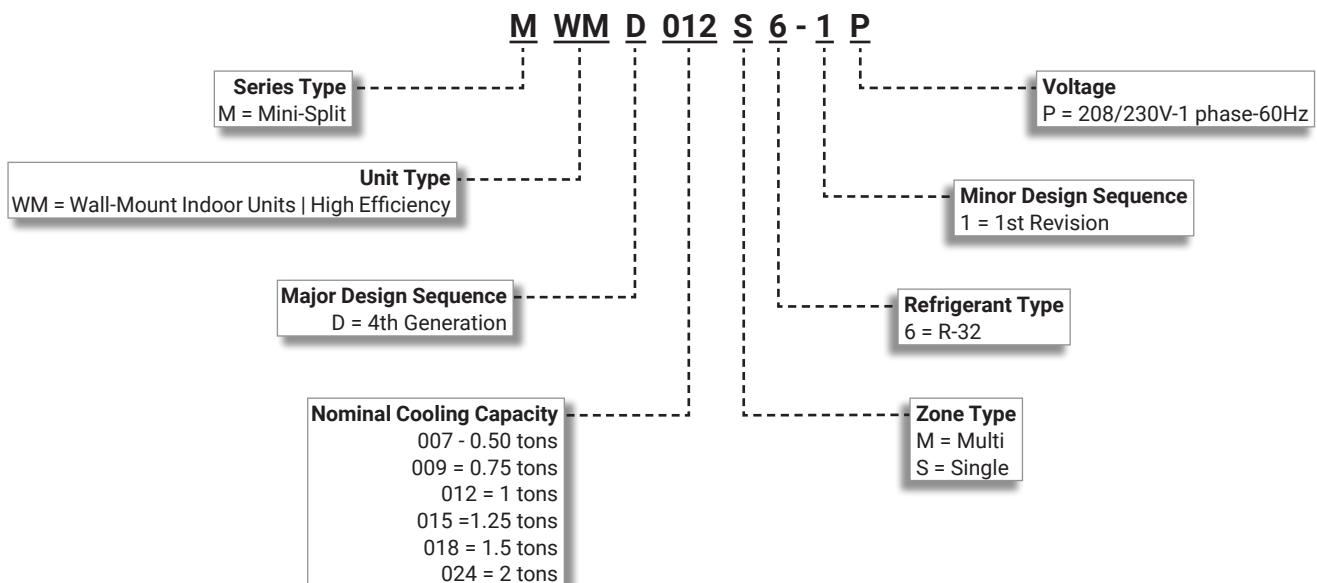
0.75 to 2 Tons



MWMD Wall-Mount Indoor Unit with
 Furnished Wireless Remote Controller



MODEL NUMBER IDENTIFICATION



CONTENTS

| | |
|---|----|
| Approvals And Warranty | 2 |
| Dimensions | 16 |
| Features | 2 |
| Installation Clearances | 18 |
| Mobile Apps | 4 |
| Model Number Identification. | 1 |
| Optional Accessories - Order Separately | 13 |
| Optional Control Accessories | 11 |
| Remote Controller - Furnished | 5 |
| Remote Controllers - Optional | 7 |
| Sound Data | 14 |
| Specifications | 12 |

APPROVALS AND WARRANTY

APPROVALS

- Indoor units and components ETL and CEC bonded for grounding to meet safety standards for servicing

WARRANTY

- All covered components
 - Limited five years in all applications
- Accessories and controls - Limited one year

NOTE - Refer to Lennox Basic Limited Warranty at www.Lennox.com for additional details.

FEATURES

MWMD high-efficiency wall-mounted units provide a quality solution for heating or cooling a single room. Ideal for both residential and commercial applications. Unit delivers energy efficiency that can both lower costs and reduce energy waste, while its quiet operation offers maximum comfort.

"Calm Air" Technology

- "Calm Air" cooling technology maintains the desired temperature and eliminates cold drafts by delivering air through thousands of micro holes on the unit's fascia panel when the louvers are closed, producing a dispersed and gentle flow of air
- ASHRAE defines "Calm Air" as an air velocity lower than 30 fpm.
- Occupants can not detect air velocity that low

NOTE - Available in Cooling mode only.

LED Readout

- LED displays unit operation status, and codes for maintenance and servicing

Flare Connections

- Equipped with liquid and gas flare fittings for quick and secure piping connections

Multi-Refrigerant Outlet

- Allows left, right, or rear access for refrigeration line connections

Four Speed Fan

- Low, medium, high and turbo

Freeze Wash Function

- Allows user to maintain optimal performance
- Freeze Wash quickly frosts the indoor unit coil, defrosts the ice, and then dries the coil washing away dirt and dust

Air Filter

- Built-in filter captures particulates as small as one micron
- Vacuum or washable reusable filter media

Electrical Connections

- Outdoor unit powers indoor unit

Serviceability

- Unit design incorporates more interlocking components in place of threaded fasteners to reduce the time and effort it takes to install and service a system

Wireless Remote Controller

- Furnished as standard, see page 5

FEATURES

Built-in Wi-Fi

- Compatible with SmartThings app and Bixby 2.0
- Allows voice control and monitoring from anywhere with an Internet connection through the SmartThings app

Scenes

- Control multiple devices with a single tap or voice command through the SmartThings app
- A Scene can be used as a part of an Automation

Automations

- Control devices without manual intervention
- Automations can be set to run at certain times on certain days of the week or to trigger when another device reports a certain condition (such as detecting motion or a door or window opening)

Energy Monitoring

- View daily, weekly, and monthly energy consumption for the system (reference use only)

Geo-fencing

- Detects when a smartphone comes in and out of the range of the system
- Range is set on a map in the app, and then triggers different actions that are set (Example: turning system off when away, or on when arriving home)

AI Mode

- AI Auto Mode monitors indoor temperature, outdoor temperature, set temperature, and operating time to learn the home patterns and automatically adjust system operation to maximize comfort

NOTE - Requires Internet connection and the SmartThings app.

Motion Detection

- Motion Detection Sensor (MOS) optimizes energy savings and comfort in any space
- User can choose between direct airflow, have air follow the user around the room, or indirect airflow, where the user can have the air blow away from them in the room
- When the MOS recognizes that there are no occupants in the space, the system can automatically implement energy saving measures to reduce energy use

External Heat Function

- Operate third-party heat source if needed
 - Supplemental option
 - Emergency heat option
- Compressor lockout option to only operate external heat source when outside temp is below X°
- Option to lockout external heat operation when outside ambient is above X°
- Operates external heat during defrost option
- Support Auxiliary or Emergency heat operation status on wired controllers

OPTIONAL ACCESSORIES

Condensate Pumps

- Quietly and efficiently removes condensate
- See Optional Accessories Table for available pumps

Condensate Drain Line

- Non-kinking
- 160 ft. length
- UV stabilized low density white polyethylene

A/C Easy Tee® Condensate Cleanout

- Condensate drain service port
- Flexible and easy to use with nitrogen, water or shop vac
- Screw cap on top allows easy access to condensate drain line

Wired Remote Controllers

- Touchscreen Wired Controller, see page 7
- Programmable Wired Controller, see page 10

Thermostat Adaptor

- Allows system operation with any 24V thermostat, see page 11

MOBILE APPS

Lennox Home App



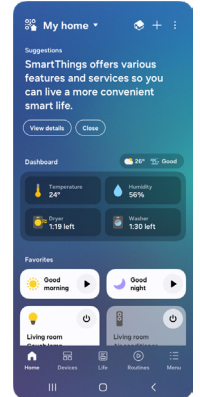
- The free Lennox Home App is available for use on smartphones.
- The Lennox Home App integrates with the SmartThings app to control Mini-Split system modes and fan operation



SmartThings App



- SmartThings is a free app that uses Wi-Fi to connect smart devices built on the Matter protocol, regardless of the company that makes them
- Users can remotely regulate temperature, adjust settings, receive real-time updates about system performance and energy usage, as well as troubleshoot solutions if service is needed
- Quickly and easily connect, automate and manage your smart home devices through SmartThings
- SmartThings is compatible with hundreds of smart home brands
- With SmartThings, you can connect, monitor and control multiple smart home devices quicker and easier
- Connect smart TVs, smart appliances, smart speakers and brands like Samsung, Ring, Nest and Philips Hue - all from one free app
- Control your smart devices using voice assistant skills including Alexa, Bixby and Google Assistant

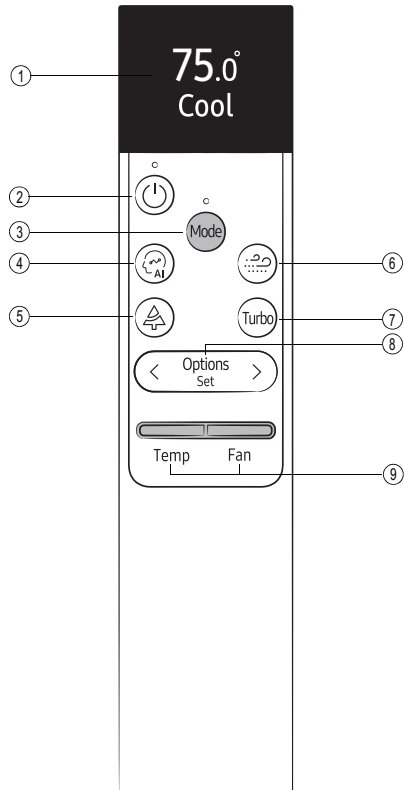


REMOTE CONTROLLER - FURNISHED

WIRELESS REMOTE CONTROLLER (V0STAT01P)

- Complete remote control of system
- Rechargeable - Two methods:
 - USB Type-C (5V/2A) (cable not furnished)
 - Solar panel on back of controller

NOTE - Features available depend on the type of indoor unit.



- 1 Display**
 - Shows current operation status and modes
- 2 ON/OFF Button**
 - Turns system on and off
- 3 Mode Button**
 - Select system operation modes
 - Auto, Cool, Dry, Fan, and Heat
- 4 AI Comfort Button**
 - Learns homeowner's use patterns and automatically adjusts temperature level while switching between Cool, Dry, Purify or "Calm Air" modes

NOTE - Only available on indoor models that support this feature.
- 5 Purify Button**
 - Creates a clean room climate by removing harmful substances from the air
 - Can be used in air conditioner or fan only mode

- 6 "Calm Air" Button**
 - Operates during Cool, Dry, or Fan mode
 - Closes the louvers and allows air through the holes in the panel
 - When louvers are closed thousands of micro holes in panel provide a dispersed, gentle flow of air defined as "still air"

NOTE - Only for models equipped with louvers.

During the "Calm Air" Cooling operation, air flow blades may open to control indoor air currents smoothly, depending on the installation settings. As soon as the indoor temperature and humidity changes, the air flow blades will close and "Calm Air" Cooling operation resumes.

- 7 Turbo Button**
 - Enables rapid cooling or heating to increase or decrease temperature in the area

NOTE - After 30 minutes system returns to normal operating condition.
- 8 Options Button**
 - Press to select different functions (see page 6)
 - Left and right arrows scroll through function selections
- 9 Temp/Fan Buttons**
 - Adjust the temperature or fan speed

Temp Button

 - Push the button up or down to adjust the temperature
 - Auto/Cool/Dry mode - 65 to 86°F (1°F degree increments)
 - Fan mode - Disabled
 - Heat mode - 61 to 86°F (1°F degree increments)

Fan Button

 - Push the button up or down to adjust the fan speed
 - Auto/Dry mode - Auto only
 - Cool/Heat mode - Auto/Low/Medium/High
 - Fan mode - Low/Medium/High

REMOTE CONTROLLER MENUS AND FUNCTIONS

NOTE - Press the “Options” button to Start. The display changes to match the menu function selected. Left and right arrows scroll through function selections.

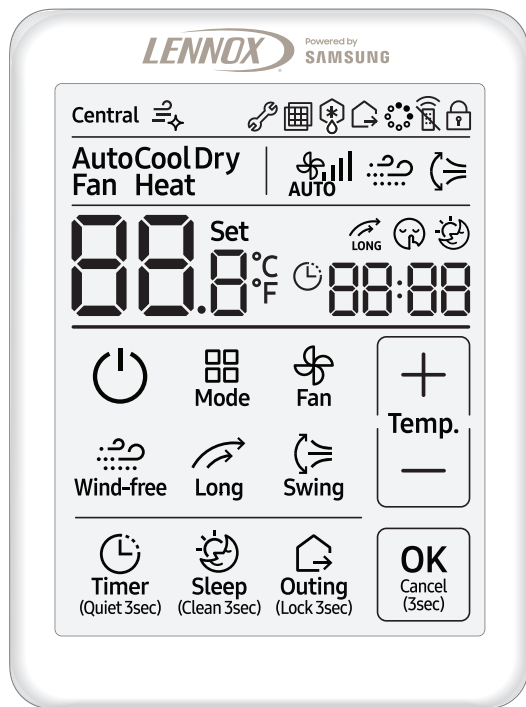
NOTE - Functions available depend on the type of indoor unit.

NOTE - Initial Settings for Indoor Unit - Options Button → Model Selection (set) → Standard (set) → Temp Unit → °F or °C (set)

| Functions Available When Controller is “ON” | | Functions Available When Controller is “OFF” | |
|---|--|--|--|
| Main Menu | Sub-Menu | Main Menu | Sub-Menu |
| ← Back | - - - | ← Back | - - - |
| Auto Clean | - - - | Auto Clean | - - - |
| Timer/Good Sleep → | ← Back Timer Off Timer On Good Sleep Cancel | Timer/Good Sleep → | ← Back Timer Off Timer On Good Sleep Cancel |
| Motion Detection → | ← Back Air Direction Power Saving | Motion Detection → | ← Back Air Direction Power Saving |
| Quiet | - - - | Freeze Wash | - - - |
| Long Wind | - - - | - - - | - - - |
| Direction → | ← Back Fix Vertical Horizontal All | - - - - - - - - - - - - - - - | - - - - - - - - - - - - - - - |
| Blades → | ← Back Blade 1 Blade 2 Blade 3 Blade 4 | - - - - - - - - - - - - - - - | - - - - - - - - - - - - - - - |
| Zones → | ← Back Zone 1 Zone 2 Zone 3 Zone 4 | Zones → | ← Back Zone 1 Zone 2 Zone 3 Zone 4 |
| Settings → | ← Back Beep Lighting AI Diagnostics Model Selection Filter Reset Temp Unit Heating Range Auto Mode | Settings → | ← Back Beep Lighting AI Diagnostics Model Selection Filter Reset Temp Unit Heating Range Auto Mode |

NOTE - “Back” function returns to the previous function.

REMOTE CONTROLLERS - OPTIONAL



TOUCHSCREEN WIRED CONTROLLER (VSTAT02P-1)

NOTE - Features available depend on the type of indoor unit.

Features

- Backlight
- Built-in infrared receiver to allow control of indoor unit wirelessly with a wireless controller
- Indoor unit operation ON/OFF, operation mode, set temperature, louver position (cassette, ceiling, wall units), calm air, long reach, and fan speed settings
- Error display
- Filter replacement alarm display and reset
- All button lock (option)
- Partial controller button lock (ON/OFF, temperature setting, fan speed, timer function, louver swing, sleep function, quiet function, outing function, and operation mode buttons)
- Upper and lower temperature setting restriction
- Heat, cool, dry, fan, and auto mode skip options (skips specified mode on wired controller)
- Restrict wireless controller signal (optional)
- Single event timer function (ON/OFF control, 30 minutes – 24 hours timer setting options)
- System/indoor unit function and operation indication (defrost, error, restricted controller, central control, and PM filter status)
- Service mode for connected indoor unit operation monitoring, addressing, and setup
- Can be used to specify "Mode Master" while connected to a single indoor unit when used with heat pump systems to control system mode (heating or cooling)

- Outing function to keep a minimum heating (61 to 72°F) and cooling (77 to 86°F) temperature while away
- When Outing mode is activated, the unit will operate at the specified Outing temperature. If indoor temperature is 9°F different from desired Outing temperature, the indoor unit will turn on
- If indoor temperature is the same as desired Outing temperature, the indoor unit will turn off automatically
- This is repeated depending on indoor temperature for 12 hours. After 12 hours, Outing mode is released/ canceled
- Supports enabling indoor unit AP mode for connecting integral indoor unit Wi-Fi adapter to SmartThings, and turning indoor unit Wi-Fi connection ON/ OFF, indoor unit Wi-Fi information reset, and Wi-Fi adapter reset

SPECIFICATIONS

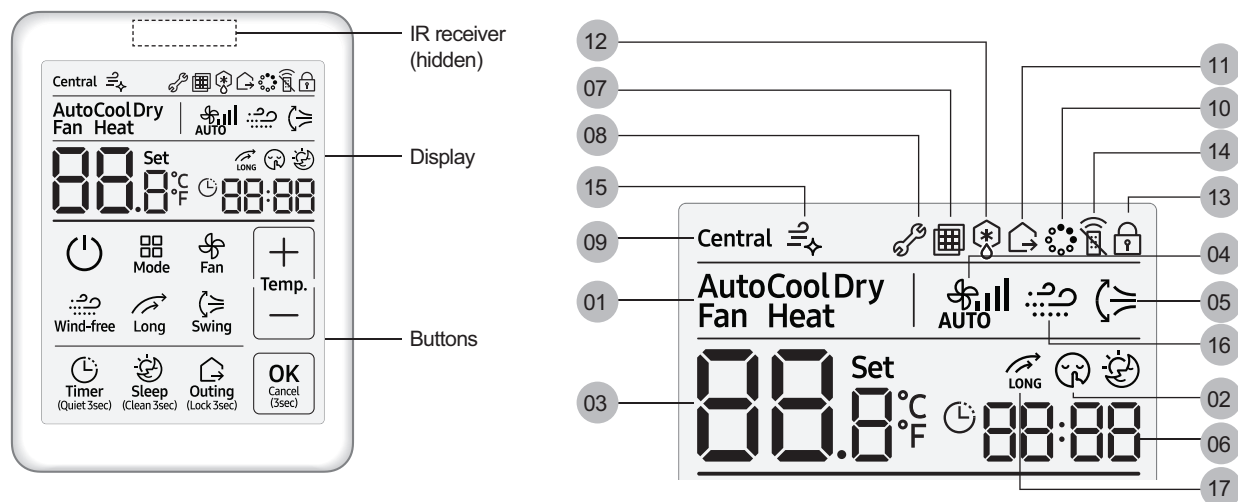
| | |
|-----------------------------|---|
| Power Supply | 12VDC |
| Power consumption | 1.5W |
| Operating temperature range | 32 to 104°F |
| Operating humidity range | 30 to 90% RH |
| Communication | 2-wire PLC |
| Maximum wire length | 328 ft. (100 m) |
| Dimensions (H x W x D) | 4-3/4 x 3-5/8 x 3/4 in. (121 x 92 x 19 mm) |

Required Component

Sub-Control Board

- Required to connect and control indoor wall-mount unit with Touchscreen Wired Controller (VSTAT02P-1)
- Provides 12VDC and communication to wired controller
- Required when for simple ON/OFF control and operation/error output
- Installs in a single indoor unit
- Includes Sub-Control Board, wire harness, and case

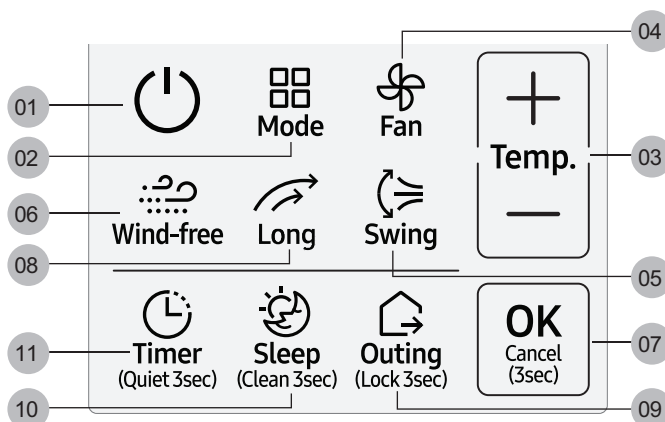
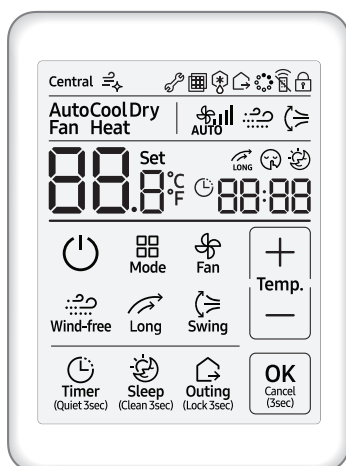
TOUCHSCREEN WIRED CONTROLLER FUNCTIONS (VSTAT02P-1)



NOTE - Functions available depend on the type of indoor unit.

| Number | Description |
|--------|---|
| 1 | Displays system mode of operation |
| 2 | Displays quiet operation |
| 3 | Displays Indoor temperature/Set temperature |
| 4 | Displays indoor unit fan speed |
| 5 | Displays air swing (Up/Down) |
| 6 | Displays ON/OFF time (scheduled time) |
| 7 | Displays filter cleaning (filter cleaning period) |
| 8 | Displays error |
| 9 | Displays centralized control |
| 10 | Displays S-Plasma Ion operation |
| 11 | Displays outing (away) mode |
| 12 | Displays defrost operation |
| 13 | Displays partial locking/all locking/invalid operation |
| 14 | Displays IR receiver for wireless remote controller (Default - off) |
| 15 | Displays Clean operation |
| 16 | Displays Calm Air (Wind-Free) Cooling operation |
| 17 | Displays Long reach operation |

TOUCHSCREEN WIRED CONTROLLER FUNCTIONS (VSTAT02P-1)



NOTE - Functions available depend on the type of indoor unit.

| Number | Description | |
|--------|-----------------------------|--|
| 1 | Operation on/off button | Turn the system power on/off |
| 2 | Mode button | Select a desired system operation |
| 3 | Temperature setting button | Set a desired temperature and adjust the time |
| 4 | Fan speed button | Change the indoor unit fan speed |
| 5 | Air swing button | Select the air flow direction of the indoor unit |
| 6 | Calm Air (Wind-Free) button | Select Calm Air (Wind-Free) Cooling operation |
| 7 | OK/Cancel button | Confirm or cancel (by pressing and holding the button for 3 seconds) |
| 8 | Long button | Select Long reach function |
| 9 | Outing/Lock button | Select outing operation for the indoor unit/Lock the wired remote controller |
| 10 | Sleep/Clean button | Select Sleep/Clean operation for the indoor unit |
| 11 | Timer/Quiet button | Select the timer function/quiet operation for the indoor unit |

REMOTE CONTROLLERS - OPTIONAL



PROGRAMMABLE WIRED CONTROLLER (VSTAT04P-1)

NOTE - Features available depend on the type of indoor unit.

Indoor Unit Control

- Air handler operation ON/OFF
- Air handler operation mode, set temperature, air flow direction, fan speed
- Discharge air temperature setting (for supported indoor unit models)
- Filter replacement alarm display and reset
- Time synchronization with supported Samsung central controllers
- Dual Set Temperature (for supported indoor unit models)
- Advanced HP auto changeover control and configuration
- Quiet and sleep modes
- Freeze Wash activation
- Error display (up to 10 error codes with descriptions)
- Supports enabling indoor unit AP mode for connecting integral indoor unit
 - Wi-Fi adapter to SmartThings, and turning indoor unit Wi-Fi connection ON/OFF, indoor unit Wi-Fi information reset, and Wi-Fi adapter reset

Energy Saving Operation

- Upper/lower temperature restriction setting
- Occupied/unoccupied settings
- Setback function
- Energy saving operation mode
- Energy consumption monitoring and daily, weekly, monthly, and yearly energy consumption trending (for supported systems)
- Maximum current control (for supported outdoor unit models)

Weekly Operating Schedule

- Weekly operating schedule
- Set desired A/C operation mode, setting temperature and fan speed to operate based on weekly schedules
- Schedule exception day option

Additional Features

- Emergency heat/auxiliary heat operation indication on display (for supported outdoor unit models)
- Color display screen
- Different button permission levels
- Supports multiple languages
- Partial button lock options (operation on/off, heat mode, cool mode, fan mode, dry mode, auto mode, set temperature, fan speed, scheduling, calm air, Long-wind, quiet mode, and sleep mode buttons can be locked individually)
- Daylight savings clock advance option
- Temperature limit setting option
- Real-time clock function
- Built-in IR receiver for indoor unit control using a wireless controller and integral room temperature sensor
- Indoor unit operation state display
- Indoor unit service mode support
- Micro SD card slot for simple firmware updating
- Independent louver control for cassette units
- Airflow direction control for 360° Cassette indoor units
- Adjustable heating temperature compensation values
- Calm Air (Wind Free) Control
- MDS (Motion Detection Sensor) Indirect/Direct Control (for supported indoor units, accessory may be required)
- Long Reach Function (for supported indoor unit models)
- Automatic air volume enable and status viewing (for supported indoor unit models)

SPECIFICATIONS

| | |
|-----------------------------|--|
| Power supply | 12VDC |
| Power consumption | 2W |
| Operating temperature range | 32 to 104°F |
| Operating humidity range | 30 to 90% RH |
| Communication | 2-wire PLC |
| Maximum wire length | 328 ft. (100 m) |
| Dimensions (H x W x D) | 4-3/4 x 4-3/4 x 3/4 in. (121 x 121 x 19 mm) |

Required Component

Sub-Control Board

- Required to connect and control indoor wall-mount unit with Programmable Wired Controller (VSTAT04P-1)
- Provides 12VDC and communication to wired controller
- Required when for simple ON/OFF control and operation/error output
- Installs in a single indoor unit
- Includes Sub-Control Board, wire harness, and case

OPTIONAL CONTROL ACCESSORIES



Thermostat Adaptor

NOTE - Features available depend on the type of indoor unit.

Features

- Allows control of Lennox mini-split systems with a standard 24VAC thermostat
- One adaptor per indoor unit connected to the F3-F4 communication line
- Basic control:
 - Power: ON/OFF
 - Mode: Heat, Cool, Fan (auto, low, medium, high)
- Supports 1 or 2 stages cooling inputs, 1 or 2 stages heating inputs
- Can be configured to operate the indoor unit as primary heating source, secondary heating source, or cooling only with heat from an external source only
- External contact input to disable the unit when contact is opened

Option Settings

- Single fan input or 3 speed input for Low, Medium, and High
- Heat staging options:
 - Stage 1 and 2: Indoor unit operates in heat mode
 - Stage 1: Indoor unit operates in fan mode
Stage 2: Indoor unit operates in heat mode
 - Stage 1: Indoor unit OFF
Stage 2: Indoor indoor unit operates in heat mode
 - Stage 1: Indoor unit OFF. Stage 2: Indoor unit OFF (heating is only provided by external source that does not require fan operation from the Indoor unit)
- “Emergency Heat” output enable
- Stage 1 and stage 2 heating and cooling set temperature

SPECIFICATIONS

| | |
|--------------------------------|--|
| Power Supply | 24VAC (field supplied transformer required) |
| Installation temperature range | 32 to 122°F |
| Installation humidity range | 10 to 85% RH |
| Maximum wire length | 328 ft. (100 m) |
| Dimensions (H x W x D) | 5-1/8 x 5 x 1-1/2 in. (130 x 127 x 38 mm) |

| SPECIFICATIONS | | 009-012 | | |
|------------------|-------------------------------|---|-----------------------|-----------------------|
| Model | | MWMD007M6 | MWMD009S6 | MWMD012S6 |
| Tons | | 0.50 | 0.75 | 1 |
| Power Supply | | Outdoor Unit Powers Indoor Unit via 14 AWG X 3 interconnect power cable | | |
| Connections | Liquid (flare) - in. | 1/4 | 1/4 | 1/4 |
| | Gas (flare) - in. | 3/8 | 3/8 | 3/8 |
| | Condensate drain OD - in. | 3/4 | 3/4 | 3/4 |
| Fan | Air Volume - cfm | 350 / 323 / 297 / 258 | 364 / 337 / 298 / 258 | 378 / 340 / 301 / 250 |
| | (Turbo / High / Medium / Low) | | | |
| | Cooling | | | |
| | Heating | 381 / 355 / 328 / 288 | 396 / 369 / 329 / 289 | 413 / 374 / 335 / 282 |
| | Output (W) | 27 | 27 | 27 |
| Filter | | Washable | Washable | Washable |
| Sound Data (dBA) | Low/High | 22 / 34 | 22 / 38 | 22 / 39 |
| Weight Data | Net | 23 | 23 | 23 |
| | Shipping | 26 | 26 | 26 |

| SPECIFICATIONS | | 015 | |
|------------------|-------------------------------|---|-----------------------|
| Model | | MWMD015M6 | MWMD015S6 |
| Tons | | 1.25 | 1.25 |
| Power Supply | | Outdoor Unit Powers Indoor Unit via 14 AWG X 3 interconnect power cable | |
| Connections | Liquid (flare) - in. | 1/4 | 1/4 |
| | Gas (flare) - in. | 3/8 | 1/2 |
| | Condensate drain OD - in. | 3/4 | 3/4 |
| Fan | Air Volume - cfm | 406 / 366 / 313 / 260 | 579 / 533 / 466 / 399 |
| | (Turbo / High / Medium / Low) | | |
| | Cooling | | |
| | Heating | 422 / 383 / 331 / 279 | 600 / 554 / 491 / 424 |
| | Output (W) | 27 | 27 |
| Filter | | Washable | Washable |
| Sound Data (dBA) | Low/High | 23 / 40 | 25 / 41 |
| Weight Data | Net | 23 | 28 |
| | Shipping | 26 | 31 |

| SPECIFICATIONS | | 018-024 | |
|------------------|-------------------------------|---|-----------------------|
| Model | | MWMD018S6 | MWMD024S6 |
| Tons | | 1.5 | 2 |
| Power Supply | | Outdoor Unit Powers Indoor Unit via 14 AWG X 3 interconnect power cable | |
| Connections | Liquid (flare) - in. | 1/4 | 1/4 |
| | Gas (flare) - in. | 1/2 | 5/8 |
| | Condensate drain OD - in. | 3/4 | 3/4 |
| Fan | Air Volume - cfm | 572 / 536 / 481 / 427 | 711 / 636 / 560 / 484 |
| | (Turbo / High / Medium / Low) | | |
| | Cooling | | |
| | Heating | 592 / 556 / 501 / 447 | 719 / 643 / 566 / 490 |
| | Output (W) | 27 | 27 |
| Filter | | Washable | Washable |
| Sound Data (dBA) | Low/High | 25 / 42 | 28 / 47 |
| Weight Data | Net | 28 | 28 |
| | Shipping | 31 | 31 |

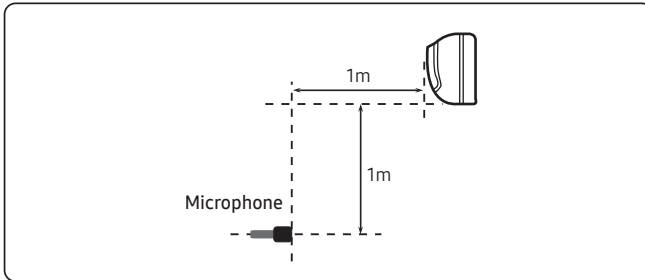
OPTIONAL ACCESSORIES - ORDER SEPARATELY

| Description | Order Number | Size | | | | | |
|---|------------------------------|-------|-----|-----|-----|-----|-----|
| | | 007 | 009 | 012 | 015 | 018 | 024 |
| INDOOR UNIT | | | | | | | |
| Diversitech Mini-Split Pump - 4 US gallons per hour, 20 ft. lift - 230V | Y7949 | • | • | • | • | • | • |
| Condensate ClearVue Mini™ - 8 US gallons per hour, 35 ft. lift - 120-240V | Y5170 | • | • | • | • | • | • |
| Pumps with Reservoir | | | | | | | |
| Blue Diamond® MicroBlue® - 1.3 US gallons per hour, 6 ft. lift - 110-230V | 14T74 | • | • | • | • | • | • |
| Condensate MaxiBlue® - 3.7 US gallons per hour, 16.5 ft. lift - 208/230V | 14T69 | • | • | • | • | • | • |
| Pumps with MultiTank Kit - 0.4 US gallon | 14T75 | • | • | • | • | • | • |
| Reservoir Sensor Cable Extension - 16 ft. | 14T76 | • | • | • | • | • | • |
| Little Giant Mini-Split Pump Kit - 2.5 US gallons per hour, 3 ft. lift - 100-240V (includes pump, reservoir, multi-size hose drain adaptor, 7 ft. detachable power cord, pump enclosure/cover, line set cover and mounting trim brackets) | Y8794 | • | • | • | • | • | • |
| Condensate Drain Line | 5/8 in. ID - 160 ft. - white | Y3401 | • | • | • | • | • |
| A/C Easy Tee® Condensate Cleanout | | Y7947 | • | • | • | • | • |
| CONTROLS | | | | | | | |
| Touchscreen Wired Controller | VSTAT02P-1 | 37P79 | • | • | • | • | • |
| Programmable Wired Controller | VSTAT04P-1 | 37Y74 | • | • | • | • | • |
| ¹ Sub-Control Board for Wired Controllers | VSTAT06P-1 | 37Y83 | • | • | • | • | • |
| Thermostat Adaptor (24V) | VSTAT09P-1 | 37Y96 | • | • | • | • | • |

¹ Sub-Control Board is required with Touchscreen Wired Controller VSTAT02P-1 (37P79) and Programmable Wired Controller VSTAT04P-1 (37Y74).

Sound Pressure level

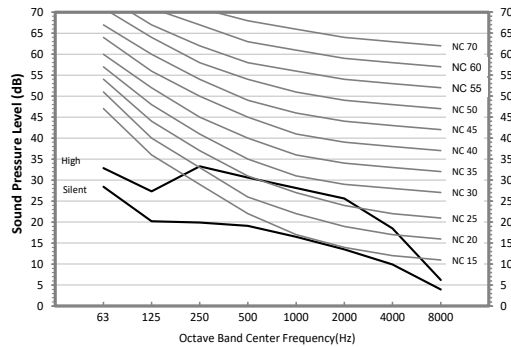
Unit : dB(A)



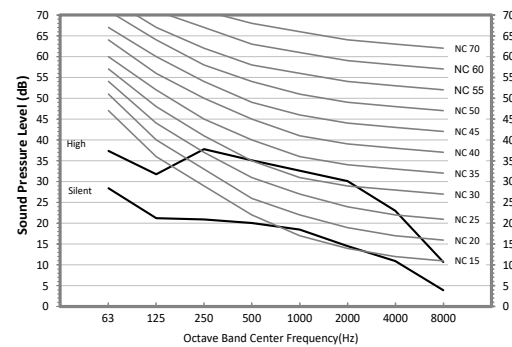
| Model | High | Silent |
|--------------|------|--------|
| MWMD007M6-1P | 34 | 22 |
| MWMD009S6-1P | 38 | 23 |
| MWMD012S6-1P | 39 | 23 |
| MWMD015M6-1P | 40 | 23 |

• NC Curve

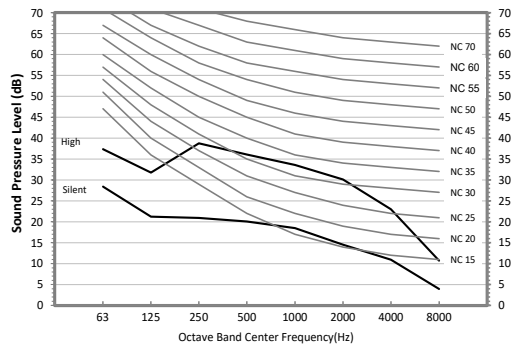
1) MWMD007M6-1P



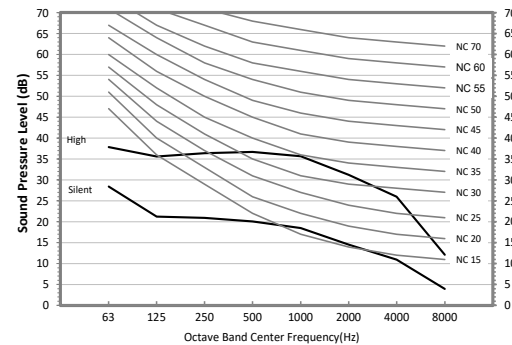
2) MWMD009S6-1P



3) MWMD012S6-1P



4) MWMD015M6-1P



* The WindFree™ unit delivers an air current that is under 0.15 m/s while in WindFree mode.

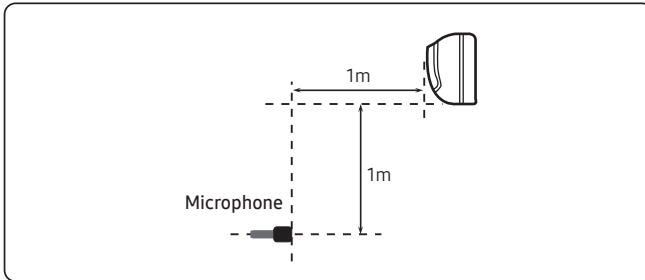
Air velocity that is below 0.15 m/s is considered "still air" as defined by ASHRAE 55-2013 (American Society of Heating, Refrigerating, and Air-Conditioning Engineers).

NOTE

- Specifications may be subject to change without prior notice.
 - Sound pressure level is obtained in an anechoic room.
 - Sound pressure level is a relative value, depending on the distance and acoustic environment.
 - Sound pressure level may differ depending on operation condition.
 - dBA = A weighted sound pressure level
 - Reference acoustic pressure 0 dB = 20μPa

Sound Pressure level

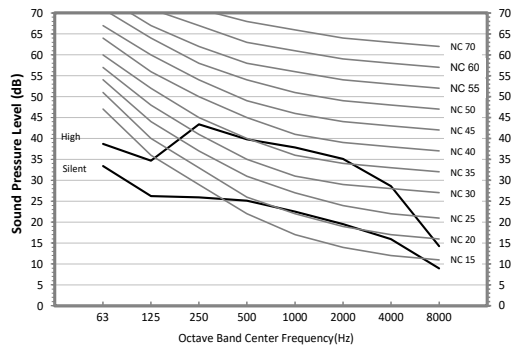
Unit : dB(A)



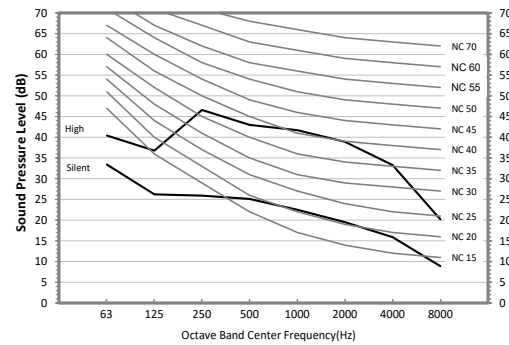
| Model | High | Silent |
|--------------|------|--------|
| MWMD018S6-1P | 42 | 28 |
| MWMD024S6-1P | 47 | 28 |

• NC Curve

1) MWMD018S6-1P



2) MWMD024S6-1P



* The WindFree™ unit delivers an air current that is under 0.15 m/s while in WindFree mode.

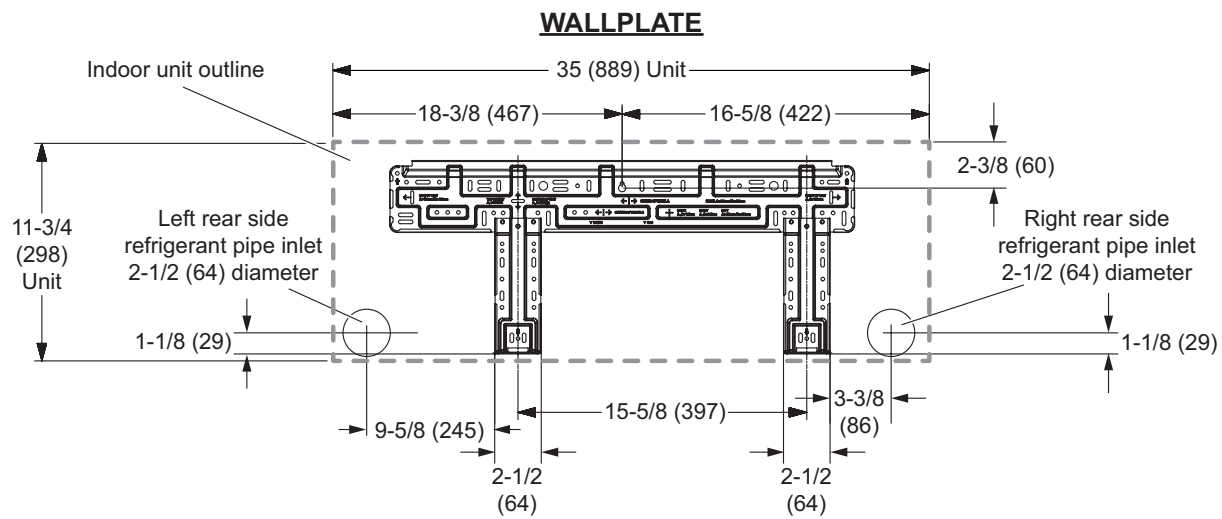
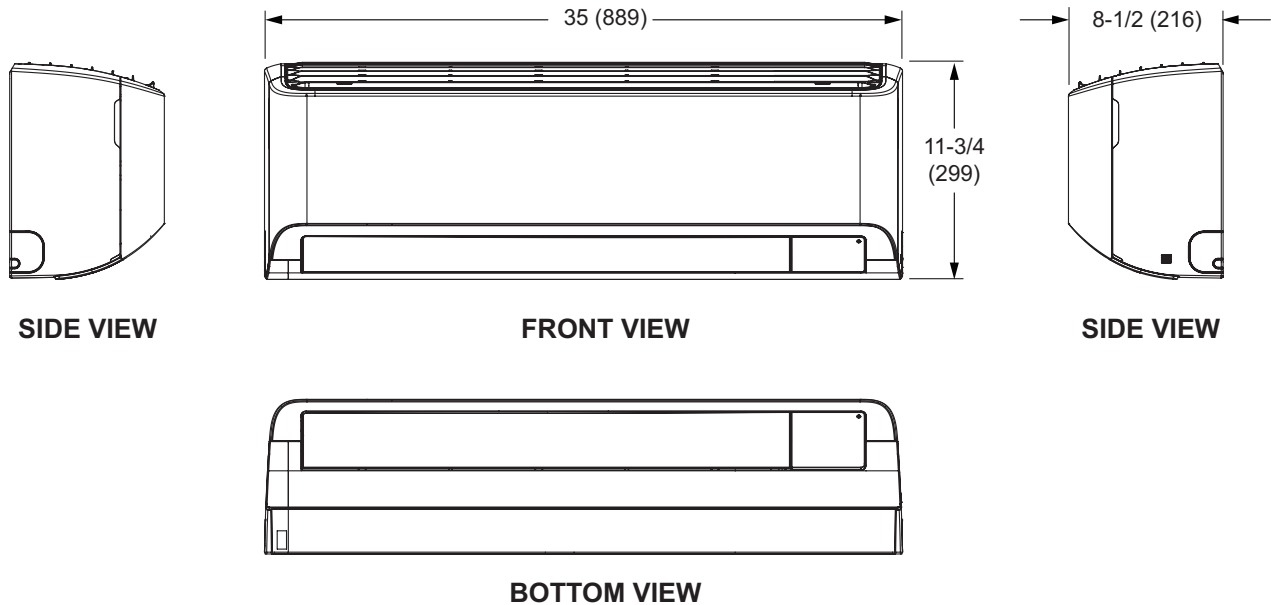
Air velocity that is below 0.15 m/s is considered "still air" as defined by ASHRAE 55-2013 (American Society of Heating, Refrigerating, and Air-Conditioning Engineers).

NOTE

- Specifications may be subject to change without prior notice.
 - Sound pressure level is obtained in an anechoic room.
 - Sound pressure level is a relative value, depending on the distance and acoustic environment.
 - Sound pressure level may differ depending on operation condition.
 - dBA = A weighted sound pressure level
 - Reference acoustic pressure 0 dB = 20μPa

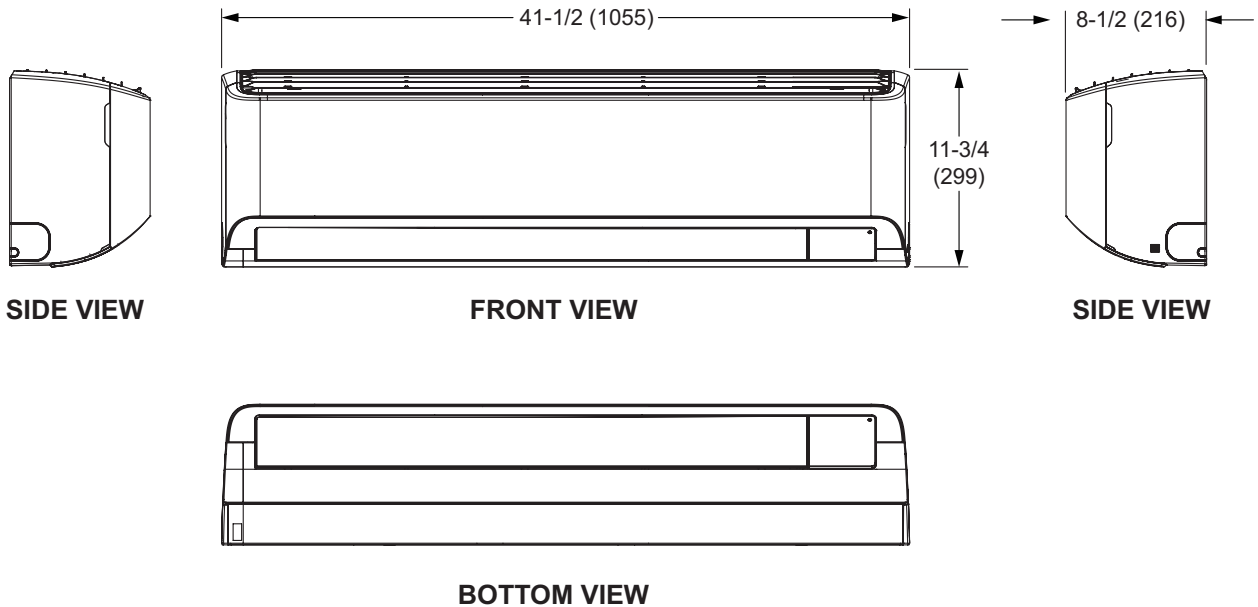
DIMENSIONS

MWMD007M6, MWMD009S6, MWMD012S6, MWMD015M6

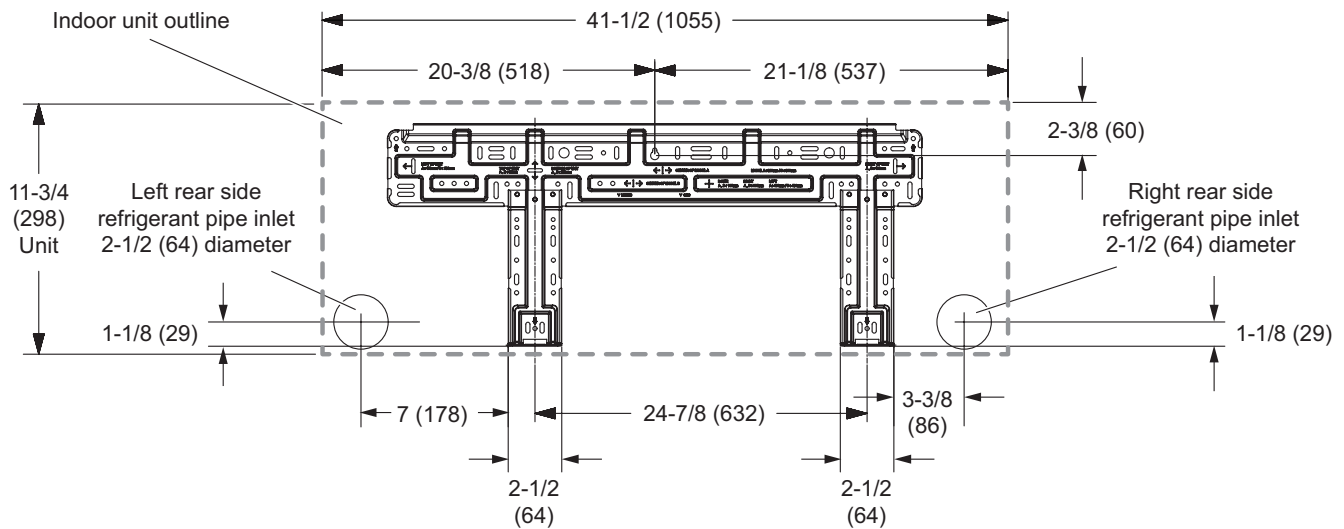


DIMENSIONS

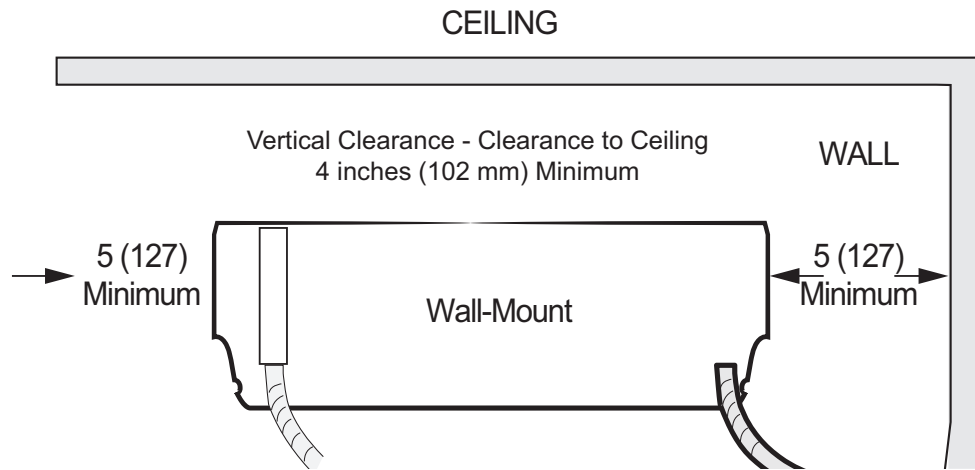
MWMD015S6, MWMD018S6, MWMD024S6



WALLPLATE



INSTALLATION CLEARANCES



REVISIONS

| Sections | Description of Change |
|-------------|-------------------------|
| Mobile Apps | Added Lennox® Home App. |



Visit us at www.Lennox.com

For the latest technical information, www.LennoxPros.com

Contact us at 1-800-9-LENNOX

NOTE - Due to Lennox' ongoing commitment to quality, Specifications, Ratings and Dimensions subject to change without notice and without incurring liability. Improper installation, adjustment, alteration, service or maintenance can cause property damage or personal injury. Installation and service must be performed by a qualified installer and servicing agency.

©2025 Lennox Industries, Inc.